

I. Welcome letter

Dear respected colleagues,

welcome to the 27th International Conference on Advanced Laser Technologies (ALT'19). It is our great honor and pleasure to organize this important scientific event in the very heart of Europe - Prague, Czech Republic.

The ALT'19 aims to bring together presentations on fundamental as well as engineering aspects of innovative laser technologies along with their scientific and hi-tech industrial applications including smart laser processing for surface modification and functionalization, high-power & high-efficiency pulsed lasers operating in the kW regime, biomedical applications of lasers and laser-tissue interactions, etc. In particular, ALT'19 will be an open forum for the discussion of technological bottlenecks, enabling concepts, original ideas, and networking.

ALT'19 will cover the following topics:

LASER-MATTER INTERACTION

ADVANCED LASER PROCESSING AND LASER SYNTHESIS OF MATERIALS

LASER SYSTEMS AND MATERIALS

LASER DIAGNOSTICS AND SPECTROSCOPY

PHOTONICS: FUNDAMENTALS, APPLICATIONS AND INTEGRATION

BIOPHOTONICS

THz PHOTONICS

HIGH AVERAGE POWER LASER TECHNOLOGIES FOR INDUSTRIAL APPLICATIONS

Besides the scientific activities we will offer you some social events to learn more about Prague, "The City of a Hundred Spires" on the Vltava River, which is known to people from all over the world and ranks among the most beautiful cities in Europe. Let the bohemian allure and fairytale features of Prague inspire you, just as it inspired many significant artists and scientists in the past...

Let me also thank the C-IN company for providing professional conference organization as well as all the sponsors for their kind support.


We wish you to fully enjoy the rich scientific program and discussions with your fellow colleagues.

Welcome to ALT'19 and have a great time in Prague!

Dr. Tomáš Mocek

Programme-Committee Co-Chair

*HiLASE Centre, Institute of Physics of the Czech
Academy of Sciences*



II. Organisers and Sponsors



Prokhorov General Physics Institute of the Russian Academy of Sciences (GPI RAS)



Institute of Physics of the Czech Academy of Sciences



Center for Laser Technology and Material Science



HiLASE: New lasers for industry and research




Lomonosov Moscow State University



International Laser Center of Lomonosov Moscow State University



National Research Nuclear University MEPhI
(Moscow Engineering Physics Institute)



Physics of Wave Phenomena journal



BAIKOWSKI JAPAN CO.



COHERENT

III. Committees

Conference Chairman: Ivan SHCHERBAKOV (Russia)

Programme-Committee Co-Chairs: Vitaly KONOV (Russia)
Tomáš MOCEK (Czech Republic)

Organizing Committee Co-Chairs: Vladimir PUSTOVOY (Russia)
Nadezhda BULGAKOVA (Czech Republic)

International Programme Committee:

Kerim ALLAHVERDIYEV (Azerbaijan)
Ekaterina BORISOVA (Bulgaria)
Nadezhda BULGAKOVA (Czech Republic)
Zhongping CHEN (USA)
Jean-Louis COUTAZ (France)
Aladár CZITROVSKY (Hungary)
Philippe DELAPORTE (France)
Boris DENKER (Russia)
Dan DUMITRAS (Romania)
Mikhail GLYAVIN (Russia)
Thomas GRAF (Germany)
Sergey GARNOV (Russia)
Leonid GOLOVAN (Russia)
Fatih HUSEYINOGLU (Turkey)
Helena JELÍNKOVÁ (Czech Republic)
Pavel KASHKAROV (Russia)
Sergey KLIMENTOV (Russia)

Yuri KULCHIN (Russia)
Yong Feng LU (USA)
Vladimir MAKAROV (Russia)
Xavier MATEOS FERRÉ (Spain)
Ion MIHAILESCU (Romania)
Tadao NAGATSUMA (Japan)
Beat NEUENSCHWANDER (Switzerland)
Kyung Hyun PARK (Korea)
Valentin PETROV (Germany)
Alexander PRIEZZHEV (Russia)
Marc SENTIS (France)
Alexander SHKURINOV (Russia)
Valery TUCHIN (Russia)
Vadim VEIKO (Russia)
Haohai YU (China)
Victor ZADKOV (Russia)
Irina ZAVESTOVSKAYA (Russia)

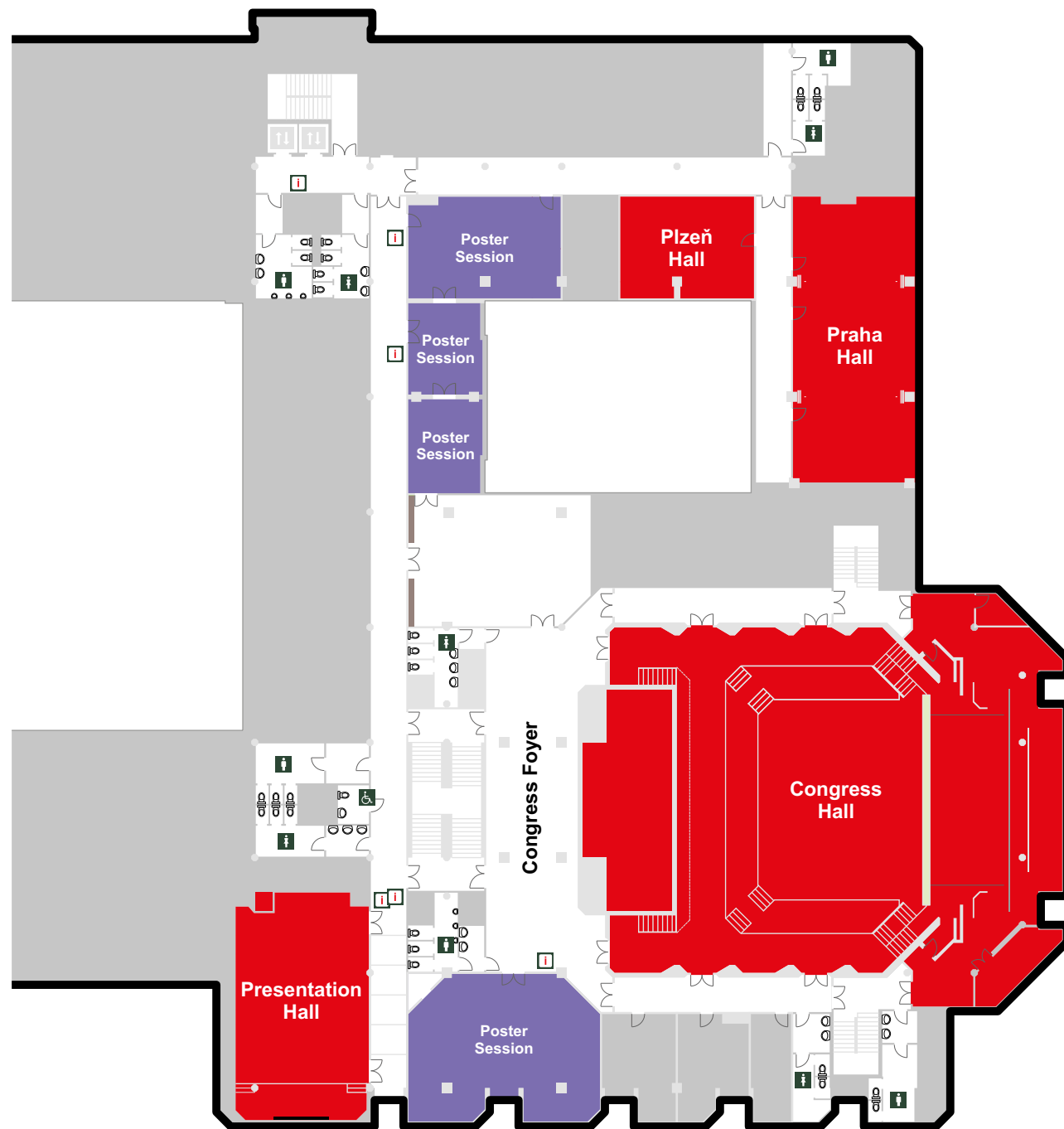
International Organizing Committee:

Jiří BERÁNEK (Czech Republic)
Jan BRAJER (Czech Republic)
Alexander V. BULGAKOV (Czech Republic)
Thibault J.-Y. DERRIEN (Czech Republic)
Miroslava FLIMELOVÁ (Czech Republic)
Nathan GOODFRIEND (Czech Republic)
Kryštof HLINOMAZ (Czech Republic)
Jan HRABOVSKÝ (Czech Republic)
Natalia KHAKAMOVA (Russia)

Yoann LEVY (Czech Republic)
Antonio LUCIANETTI (Czech Republic)
Inam MIRZA (Czech Republic)
Yury V. RYABCHIKOV (Czech Republic)
Juraj SLÁDEK (Czech Republic)
Martin SMRŽ (Czech Republic)
Marek STEHLÍK (Czech Republic)
Anton SIZIKOV (Russia)

ALT * INTERNATIONAL CONFERENCE
Advanced Laser Technologies

IV. Conference floorplan



SOCIAL PROGRAMME

Guided tour – Karlštejn Castle

Wednesday, 18 September 2019



Time: The buses departure from the hotel at 13:00
Tickets: Included in the registration fee

Discover the 14th century Karlštejn Castle, one of the most impressive and most visited Gothic castles in the Czech Republic. Learn how Karlštejn Castle was founded by the Holy Roman Emperor Charles IV. Transfer (buses) will be provided from the conference venue to the castle and back. The guided tour will last approximately 5-6 hours including transportation.

Conference Dinner – Pavilon Grébovka

Thursday, 19 September 2019

Time: 19:00

Tickets: Included in the registration fee

Address:

Pavilon Grébovka – Caffè Garden

Havlíčkovy sady 2188

12000, Prague 2



Pavilon Grébovka is in the heart of Prague in the Havlíčkovy sady garden. Enjoy the last evening of the conference while catching up with your colleagues and share your experiences alongside a served buffet and variety of drinks.

V. Plenary speakers



«Laser optics to uncover mysteries of early development»

Irina Larina

« Molecular Physiology and Biophysics,
Baylor College of Medicine, Houston, Texas, USA

Dr. Irina V. Larina is an Associate Professor at the Department of Molecular Physiology and Biophysics and a co-Director of the Optical Imaging and Vital Microscopy Core at the Baylor College of Medicine, Houston, USA. Dr. Larina's research focuses on development of novel methods for intravital, optical imaging in mouse models to understand normal development and the nature of congenital defects and reproductive disorders in humans. She received Masters Degree in Physics from the Saratov

State University, Russia, in 1996, PhD degree in Physiology and Biophysics and Bioengineering from the University of Texas Medical Branch at Galveston in 2005, and completed postdoctoral training at the Baylor College of Medicine in Houston. She is a recipient of Arthur V. Simmang Academic Scholarship for Excellence in Academic Achievement, Ralph and Mary Spence Centennial Scholarship for Superior Academic Performance, High Personal and Professional Ethics, Values and Standards, Katherina Siebert Award for Excellence in Oncologic Research, Louis C. Sheppard Award, fellowship from the American Heart Association named in honor of Paula McCann-Harris, and a finalist for the Burrows Wellcome Fund Award at Scientific Interface. Dr. Larina is an author of over 50 peer-reviewed publications and 11 book chapters, and her research activities are funded by multiple grants from the National Institutes of Health

Over the last decades, developments in laser-based technologies significantly contributed to multiple areas of biomedicine; however, their application in developmental biology still has a lot of area for exploration. Early mammalian development is of very dynamic and dramatic structural changes, happening on different spatial scales, these ranging from subcellular to the whole organism. Because embryonic development happens deep within the female body, our current understanding of its dynamics is derived from static histological analysis, low-resolution visualizations, and studies of invertebrate models (e.g. sea urchin) and, as a result, do not necessarily represent what really happens. In our pursuit of building a comprehensive understanding of mammalian developmental dynamics in vivo, we took advantage of multiple laser-based technologies and developed a series of imaging methods and protocols combining functional optical coherence tomography (OCT), vital fluorescence reporters, optogenetic control, non-linear microscopy, intravital imaging approaches and mouse models of human developmental defects. We established functional OCT imaging methods providing information about transferring of oocytes/embryos, the contraction of the oviduct muscle, distribution of the frequency of cilia beat, as well as sperm behavior in the ampulla. These new observations revealed never-before-seen dynamic events which contradicted current views in scientific community and suggesting a role for cilia dynamics in the regulation of sperm movements. We are also investigating biomechanical regulation of cardiovascular development and cardiodynamics in live culture. We developed techniques for volumetric heart imaging at cellular resolution, blood flow analysis and 4-D angiography in the heart. These methods were applied to analysis of the pumping mechanism of early hearts and characterization of mutant phenotypes mimicking human congenital heart defects, suggesting regulatory role of heart contractions in cardiogenesis. We are now developing optogenetics to non-invasively manipulate cardiodynamics and second harmonic generation analysis of collagen to define the role of cardiac forces in maintaining mechanical homeostasis. Laser-based technologies have great potential to answer many important biological questions, leading to a better understanding, prevention, and treatment of congenital defects and embryonic failures in humans. Additionally, highly dynamic and diverse developmental processes with variety of challenging and exciting questions provide a great platform for laser physicists and optical engineers to develop new imaging and manipulation methods, pushing forward technological developments in optical engineering.



«New prospects in multiphysics modeling and simulations of matter dynamics of laser induced solid-to-plasma phase transitions»

Vasilis Dimitriou

« Institute of Plasma Physics & Lasers - IPPL,
Hellenic Mediterranean University, Greece

Vasilis Dimitriou is an Associate Professor of the Hellenic Mediterranean University in Greece, with specialization in Finite Elements in Engineering and Optoacoustic Applications. He is currently the Head of the Simulations Machining & Manufacturing Laboratory that since 2015 is a part of the statutory research infrastructure Institute of Plasma Physics & Lasers (IPPL). IPPL is one of the access points of the National Research Infrastructure "ELI - LASERLAB Europe Synergy, HiPER & IPERION-CH.gr". He is responsible of the computational team of IPPL and his current research interests include multiphysics modeling & simulations of laser-matter interactions and matter dynamics in solid-to-plasma phase transitions.

Femtosecond and nanosecond laser pulses are used for matter excitation. The common numerical approximation schemes, for the simulation of the excited matter dynamics, are analyzed and presented. Emphasis is given on their multiphysics character and their ability to include the phase transitions. The differences of the approximations of laser induced energy on solid targets by ns and fs laser pulses, are discussed. The cases of interest, where a global numerical scheme is able to monitor the matter dynamics, from ultrashort to nanoscale time ranges, are highlighted. The new prospects in multiphysics modeling and simulations of matter dynamics, of laser induced solid-to-plasma phase transitions, are discussed, focused on combinatorial models, able to simulate the spatiotemporal scales of interest. Representative models lying on various numerical approximation schemes, combined with macroscopic models, based on the Finite Element Method (FEM), are presented. The FEM models may offer clear insights into the volume and on the boundaries of the target, and realistically represent the dynamic response mechanisms that follow ultrashort laser irradiation. Representative applications, that may be used to monitor and detect the structural and mechanical characteristics of solids, are demonstrated.



«Laser-induced processes on condensed matter»


Wolfgang Kautek

« University of Vienna, Department of Physical Chemistry, Vienna, Austria

Wolfgang Kautek holds a diploma in chemical engineering from the Vienna University of Technology, Austria, and a doctoral degree from the University of Technology Berlin, Germany. He served as a research scientist at the University of Kentucky, USA, at the Fritz-Haber-Institute of the Max-Planck-Society, Berlin, at the IBM San Jose Research Laboratory, California, and the Siemens Research Center, Erlangen,

Germany. From 1988, he was head of the Laboratory for Thin Film Technology of the Federal Institute for Materials Research and Testing, Berlin, and Adjunct Professor at the Free University Berlin, Germany. Since 2004, he is full professor at the Department of Physical Chemistry of the University of Vienna. Recently, he also served as Russell Severance Springer Professor at the Department of Mechanical Engineering of the University of California, Berkeley. He authored more than 230 scientific publications and 4 patents. He is researching in the area of nanotechnology and laser processing of interfaces.

Fundamentals and recent research in the laser-driven physical chemistry at condensed matter interfaces will be presented [1,2]. This will include nanosecond pulse work in respect to 3D depth profiling by laser-induced breakdown spectroscopy [3-5] and the laser generation of colloidal nanoparticles for medical applications [6-8]. Femtosecond investigations with bandwidth-limited, temporally shaped pulses, are reviewed. Recent examples are the laser-driven synthesis of graphene nanosheets, the deterministic nanostructuring of solids generating e.g. nanojets in the far field [9], and nanolithography in the apertureless femtosecond scanning near-field (Figure) [10,11]. An outlook for new projects and applications will be presented.



References

- [1] W. Kautek and O. Armbruster, Springer Series in Materials Science 191 (2014) 43-66.
- [2] M.V. Shugaev, C. Wu, O. Armbruster, A. Naghilou, N. Brouwer, D.S. Ivanov, T.J.-Y. Derrien, N.M. Bulgakova, W. Kautek, B. Rethfeld, L.V. Zhigilei, MRS Bulletin 41 (2016) 960-968.
- [3] T. Nagy, U. Pacher, A. Giesriegl, L. Soyka, G. Trettenhahn, W. Kautek, Appl. Surf. Sci. 302 (2014) 184-188.
- [4] E. Paulis, U. Pacher, M.J.J. Weimerskirch, T.O. Nagy, W. Kautek, Appl. Phys. A 123 (2018) 790.
- [5] U. Pacher, M. Dinu, T.O. Nagy, R. Radvan, W. Kautek, Spectrochim. Acta B 146 (2018) 36-40.
- [6] N. Lasemi, U. Pacher, C. Rentenberger, O. Bomati Miguel, W. Kautek, ChemPhysChem 18 (2017) 1118-1124.
- [7] N. Lasemi, U. Pacher, L.V. Zhigilei, O. Bomati-Miguel, R. Lahoz, W. Kautek, Applied Surface Science 433 (2018) 772-779.
- [8] N. Lasemi, O. Bomati Miguel, R. Lahoz, V.V. Lennikov, U. Pacher, C. Rentenberger, W. Kautek, ChemPhysChem (2018) DOI: 10.1002/cphc.201701214.
- [9] A. Naghilou, M. He, J.S. Schubert, L.V. Zhigilei, W. Kautek, Phys. Chem. Chem. Phys. 21 (2019) 11846-11860
- [10] I. Falcón Casas, W. Kautek, Nanomaterials 8 (2018) 20-31.
- [11] I. Falcón Casas, W. Kautek, in "Laser micro-nano-nanomanufacturing and 3D microprinting", A. Hu (Ed.), Springer, „Apertureless scanning near-field optical lithography“, in press.



«Pioneering pulsed laser synthesis of colloids»

Anton Fojtik

« NRNU MEPhI - Institut of Engineering Physics for Biomedicine, Russia & Czech Technical University in Prague

Prof. Anton Fojtik holds positions at Czech Technical University in Prague, Czech Republic and at National Research Nuclear University, Institute of Engineering Physics for Biomedicine in Moscow, Russia. His research interests include physical and chemical properties of quantum nanostructures of semiconductors, metals, and organic materials; preparation and spatial modeling of such structures; transfer and localization of electric charges on nanoparticles; application of nanostructures in

biology and medicine. Prof. Fojtik is a member of New York Academy of Science and American Association for the Advancement of Science. He received quite a number of scientific and professional awards (e.g. for several times the prize of the Academy of Sciences of Czechoslovak Republic). He is the author and co-author of more than 100 scientific publications and 5 patents. Prof. Fojtik is being quoted as the very first researcher who started with experimental studies of nanostructures in the Czech Republic.

In June 2018, the new international award called Fojtik Henglein Prize for the outstanding, recent scientific breakthrough in the field of laser synthesis and processing of colloids in liquids nanotechnology research has been awarded (at Lyon, France) to the first laureate. The prize reflects the pioneering work of Prof. Anton Fojtik and Prof. Arnim Henglein (Germany) in the field of nanoparticle and nanostructure preparation using laser technology. The prize will be awarded every two years.

In the year 1991 it has been assumed, that all substantial facts and technologies regarding nanoparticles were already known. We have been using all available methods. What more was left? Could lasers be put to a good use? Attempts were made, but without any particular breakthrough... At that time, we aimed to new type of nanostructures and we really had not expected that usage of lasers could bring us something revolutionary. But there was a surprise waiting around the corner... We hoped that by an absorption of intense laser beam by a solid state material, producing temperature of plasma of many thousands kelvins (similar like in sonochemistry, where several thousand kelvins are reached in oscillating gas bubbles in a liquids [1]), similar effects could be reached. Nothing more, nothing less. Initiating plasma by a focused laser beam (694nm Ruby laser flash) to thin film of solid state material thus creates conditions similar to a plasma discharge and cause ablation condition. When some liquid surrounds „hot plasma spot“, evaporated products are very quickly cooled down and very small nanoparticles can be produced. We hoped that maybe under these conditions new colloidal particles and clusters could be produced. Perhaps even some new form of nanostructures. All was working. What we had learnt from this experiment? We concluded that smaller particles are formed with increasing laser energy. Relatively broad size distribution was found in all experiments at laser synthesis of colloids. (At that time we did not expect that this idea would have such an enthusiastic following) Presently, situation for such a field of research, i.e., „Nanoparticle Generation by Lasers in Liquids“, is becoming a much hotter topic due to availability of picosecond and femtosecond lasers. Where are we now and what's next? Open the research mainly for biomedical and biomedicine applications. For example, only this way can be prepare Fe /Ag magnetic nanoparticles, with high purity, which are at top interest for research against HIV virus and strategically defence against gram-positive bacteria like anthrax (our attempt). See the lecture....

References

- [1] Fojtik A., Henglein A.: Laser Ablation of Films and Suspended particles in a Solvent: Formation of Cluster and Colloid Solutions; Ber. Buns.Phys.Chem.Vol.97, No.9, 1993, p.252



«Terahertz photonics of multiphase thermodynamic systems: from gas to liquid»

Alexander Shkurinov

« Department of physics and International Laser Center,
Lomonosov Moscow State University, Russia

Prof. Alexander Shkurinov is a head of Laboratory of Ultrafast Processes in Biology in Lomonosov Moscow State University. The research interests of Alexander Shkurinov are mainly centered on the development and application of femtosecond laser techniques, time-resolved spectroscopy of molecules in liquid phase, nonlinear optics and THz techniques and spectroscopy. Throughout his career Alexander Shkurinov has been participating and been part of advisory boards, organizing and program committees of numerous international conferences. In 2008 The Russian Optical Society awarded Alexander Shkurinov with the Medal in honor of Prof. Rozhdestvensky for his contribution into the development of optical science and technology. He is a member of the Optical society of America (OSA), the international society for optics and photonics (SPIE), The European Optical Society (EOS) and the Russian Foundation of Basic Research Consulate (RFBR).

A spark was the first source of man-made electromagnetic radiation (EMR) obtained by Hertz [1], later by Bose [2], Lebedev [3] and others. While the initial experiments used electric breakdown in air, the later ones [4] switched to the use of liquid, namely oil. This resulted in the increase in stability and intensity of radiation, although its physical mechanism was not studied at the time. The study of the source of THz EMR on the basis of a laser spark follows the same pattern - from air [5] to liquid [6]. In this papers an experiment in which a liquid, namely, water was used for the conversion of femtosecond radiation into the THz one. Being a polar liquid, water has considerable absorption in the THz frequency range and the authors of previously published works had to use very thin water films of a few hundred micrometer thickness in their experiments. The source of electromagnetic radiation in the THz band on the basis of laser spark was firstly presented earlier. Laser an experiment was carried out in which a liquid, namely, water was used for the conversion of femtosecond radiation into the THz. Water is a polar liquid which has high absorption in the THz frequency range and the authors of previously published works have to use for the experiments the very thin water films. Unlike water, considerable absorption both in THz and NIR ranges is absent in liquid nitrogen.

We describes broadband generation of THz radiation first obtained in liquefied gas. In comparison with THz radiation in air plasma, THz radiation from LN reacts in a very different way to the change in the length of the pulse and the intensity of laser radiation. We demonstrated that both the ionization of the medium and its nonlinear susceptibility play a considerable role in the generation of THz radiation in LN. We assumed that the mobility of ions and electrons in liquid can play an essential role, forming quasi-static electric field by means of ambipolar diffusion mechanism. This quasi-stationary field can be an additional factor which could increase the effectiveness of transformation of optical radiation into the THz one. NLO susceptibility of the third order, which is much higher in nitrogen compared to air, enables us to carry out polarization control of THz radiation with the help of polarization parameters of femtosecond lasers.

References

- [1] H. Hertz, On electromagnetic waves in air and their reflection, vol. Electric Waves, Chap. 8 (D. E. Jones translation, London, Macmillan and Co., London, 1893).
- [2] D. T. Emerson, "The work of jagadis chandra bose: 100 years of millimeter-wave research," IEEE Trans. Microwave Theo. Techn. 45, 2267 (1997).
- [3] P. Lebedev, "The double refraction of electric waves," Ann. Phys. Lpz. 56, 1 (1895).
- [4] A. Glagolewa-Arkadewa, "Short electromagnetic waves of wave-length up to 82 microns," Nature 113, 640 (1924).
- [5] H. Hamster, A. Sullivan, S. Gordon, W. White, and R. W. Falcone, "Subpicosecond, electromagnetic pulses from intense laser-plasma interaction," Phys. Rev. Lett. 71, 2725-2728 (1993).
- [6] Q. Jin, Y. E. K. Williams, J. Dai, and X.-C. Zhang, "Observation of broadband terahertz wave generation from liquid water," Applied Physics Letters 111, 071103 (2017).



«Laser Synthesis of Colloidal Metal and Alloy Colloids - Fundamentals, Scalability and Alloy Phase Structure»

Stephan Barcikowski

« Technical Chemistry I, Center for Nanointegration Duisburg-Essen (CENIDE)
University of Duisburg-Essen

Stephan Barcikowski studied chemistry in Braunschweig and Hannover, and made his PhD in Mechanical Engineering (Materials). At the Laser Zentrum Hannover, Barcikowski built up the Nanomaterials group, and later led the institute's Materials Processing Department. In 2010, he co-founded the company Particular GmbH.

Since 2011, he chairs the Institute of Technical Chemistry I at the University of Duisburg-Essen and he is scientific director of the Center for Nanointegration Duisburg-Essen CENIDE since 2015. Stephan Barcikowski has more than 700 scientific publications on nanomaterials and laser processing, including more than 170 reviewed papers and patent files. Recently, he launched the scientific video channel 'nanofunction' on youtube with more than 11,000 annual visits. He serves editing the Journals Applied Surface Science and Scientific Reports.

Integration of the "nano-function" into products is still limited due to drawbacks of gas phase and chemical synthesis methods regarding particle aggregation and contamination by adsorbates causing deactivation of the building blocks' surface. In addition, thermodynamically-controlled synthesis methods naturally face limited access to alloy nanoparticle systems with miscibility gaps. As an alternative synthesis route, nanoparticle generation by pulsed laser ablation in liquids has proven its capability to generate ligand-free colloidal nanoparticles with high purity for a variety of materials [1,2]. Good reproducibility and significant up-scaling of nanoparticle generation were achieved recently by a continuous flow synthesis using a high-power ultrafast laser system leading to productivities of 4 g/h (equivalent to > 15 l/h) colloidal nanoparticles [3]. The transferability of this synthesis route to a variety of materials and liquids further enabled high-throughput screening of molar fraction series of e.g. water oxidation catalysts [4]. Alloy nanoparticles series (i.e., AgAu, NiMo, AuFe, AgNi, FeNi) were synthesized and their phase structure as well as their application potential will be discussed. Interestingly, on the one hand, phase diagram seems to play a role in ruling the nanoparticles crystal structure and phase segregation, but at the same time, unusual structures difficult to access by conventional synthesis methods are yielded, indicating kinetic control [5]. In this talk, laser synthesis of colloids will be introduced at the example of metal and alloy nanoparticles, including the resulting material properties. Application of these laser-generated nanoparticles by supporting them on carrier structures for heterogeneous catalysis 2, or in biomedicine 6 will be demonstrated.

References

- [1] D. Zhang, B. Gökce, S. Barcikowski, Chemical Reviews 2017, 117, 3990.
- [2] a) G. Marzun, A. Levis, V. Mackert, T. Kallio, S. Barcikowski, P. Wagener, J. Coll. Int. Sc. 2017, 489, 57. // b) Dong, W.; Reichenberger, S.; Chu, S.; Weide, P.; Ruland, H.; Barcikowski, S.; Wagener, P.; Muhler, M. Journal of Catalysis 330 (2015), S. 497-506
- [3] R. Streubel, S. Barcikowski, B. Gökce, Optics Letters 2016, 41, 1486.
- [4] a) Hunter, B. M.; Gray, H. B.; Müller, A. M.: Chem. Rev. 2016, 116 // b) Hunter, B. M.; Blakemore, J. D.; Deimund, M.; Gray, H. B.; Winkler, J. R.; Müller, A. M. J. Am. Chem. Soc. 2014, 136, 13118-13121.
- [5] a) G. Marzun, C. Streich, S. Jendrzej, S. Barcikowski, P. Wagener, Langmuir 2014, 30, 11928. // b) O. Prymak, J. Jakobi, C. Rehbock, M. Epple, S. Barcikowski, Materials Chemistry and Physics, 207 (2018) 442-450. // c) P. Wagener, J. Jakobi, C. Rehbock, V.S.K. Chakravadhanula, C. Thede, U. Wiedwald, M. Bartsch, L. Kienle, S. Barcikowski, Scientific Reports, 6 (2016) 12. // d) A. Neumeister, J. Jakobi, C. Rehbock, J. Moysig, S. Barcikowski, PCCP, 16 (2014) 23671-23678.
- [6] a) Streich, C.; Akkari, L.; Decker, C.; Bormann, J.; Rehbock, C.; Mueller-Schiffmann, A.; Niemeyer, F. C.; Nagel-Steger, L.; Willbold, D.; Sacca, B.; Korh, C.; Schrader, T.; Barcikowski, S.: ACS Nano 10 (2016), S. 7582-7597 b) Kalus, M.-R.; Rehbock, C.; Baersch, N.; Barcikowski, S.: Materials Today: Proc. 4 (2017), 2, S. 93-S100

VI. Scientific programme

>>> 16. 9. 2019

CONGRESS HALL

Session Title	[P-I] PLENARY SESSION I	09:00 - 09:45
Session Chair	V. I. Konov	
P-I		
[Plenary] Laser optics to uncover mysteries of early development		
<u>I. V. Larina</u> ¹		
¹ <i>Molecular Physiology and Biophysics, Baylor College of Medicine, Houston, Texas, USA</i>		

Session Title	[P-II] PLENARY SESSION II	09:45 - 10:30
Session Chair	V. I. Konov	
P-II		
[Plenary] New prospects in multiphysics modeling and simulations of matter dynamics of laser induced solid-to-plasma phase transitions		
<u>V. Dimitriou</u> ¹		
¹ <i>Hellenic Mediterranean University- Greece, Institute of Plasma Physics & Lasers - IPPL, Rethymnon, Greece</i>		

CONGRESS HALL

Session Title	[LMI-I] LASER-MATTER INTERACTION I	11:00 - 12:15
Session Chair	N. M. Bulgakova	

LMI-I-1	11:00
[Invited] On the role of plasma phase during Pulsed Laser Ablation in liquid for nanoparticles production	
<u>A. De Giacomo</u> ¹ , V. Motto-Ros ² , F. Pelascini ³ , I. Gornushkin ⁴ , M. Dell'Aglio ⁵	
¹ <i>University of Bari, Department of Chemistry, Bari, Italy</i>	
² <i>Université Lyon 1, Institut Lumière Matière UMR 5306, Lyon, France</i>	
³ <i>Cetim Grand Est, Cetim Grand Est, Schiltigheim, France</i>	
⁴ <i>BAM Federal Institute for Material Research and Testing, BAM Federal Institute for Material Research and Testing, Berlin, Germany</i>	
⁵ <i>Consiglio Nazionale delle Ricerche-CNR, Istituto di Nanotecnologie- CNR-NANOTEC, Bari, Italy</i>	

LMI-I-2	11:20
[Invited] Comparative study of the electron photoemission from dielectrics, semiconductors, and metals induced by femtosecond laser pulses	
<u>G. Duchateau</u> ¹ , N. Fedorov ² , B. Chimier ¹ , H. Jouin ³ , P. Martin ³	
¹ <i>CELIA- Université de Bordeaux, IFCIA, Talence, France</i>	
² <i>CELIA- Université de Bordeaux, golf, Talence, France</i>	
³ <i>CELIA- Université de Bordeaux, xuv, Talence, France</i>	

LMI-I-3	11:40
[Invited] Internal structuring of silicon using ultrafast lasers	
<u>D. Grojo</u> ¹	
¹ <i>CNRS / Aix-Marseille Univ., LP3, Marseille, France</i>	

LMI-O-2	12:00
[Oral] Time-resolved pump-probe microscopy of the complete ablation dynamics in ultrashort laser pulse irradiated aluminum and stainless steel	
<u>J. Winter</u> ^{1,2} , S. Rapp ¹ , M. Spellaugé ¹ , M. Schmidt ² , H.P. Huber ¹	
¹ <i>Lasercenter Munich University of Applied Sciences, Department of Applied Sciences and Mechatronics, Munich, Germany</i>	
² <i>Friedrich-Alexander University Erlangen-Nürnberg- Erlangen- Germany, Institute of Photonic Technologies, Erlangen, Germany</i>	

PRESENTATION HALL

Session Title	[LS-I] LASER SYSTEMS AND MATERIALS I	11:00 - 12:35
Session Chairs	V. Petrov and C. Romero	

LS-I-1	11:00
[Invited] Femtosecond-laser-written 2-μm waveguide lasers	
<u>X. Mateos</u> ¹ , E. Kifle ¹ , P. Loiko ² , C. Romero ³ , J. R. Vázquez de Aldana ³ , U. Griebner ⁴ , V. Petrov ⁴ , M. Aguiló ¹ , F. Díaz ¹	
¹ <i>Universitat Rovira i Virgili, Inorganic and Physical Chemistry, Tarragona, Spain</i>	
² <i>Université de Caen Normandie, Centre de recherche sur les Ions- les Matériaux et la Photonique, Caen, France</i>	
³ <i>University of Salamanca, Aplicaciones del Láser y Fotónica, Salamanca, Spain</i>	
⁴ <i>Max Born Institute for Nonlinear Optics and Short Pulse Spectroscopy, na, Berlin, Germany</i>	

LS-I-2	11:20
[Invited] Sub-100 fs OPA in the 6-10 μm range pumped by a 100 kHz Yb laser, and its application to vibrational spectroscopy	
<u>Z. Heiner</u> ¹	
¹ <i>Humboldt Universität zu Berlin, School of Analytical Sciences Adlershof SALSA, Berlin, Germany</i>	

LS-I-3	11:40
[Invited] OPOs for standoff gas sensing	
<u>A. Godard</u> ¹ , G. Walter ¹ , T. Hamoudi ^{1,2} , Q. Berthomé ^{1,3} , J.B. Dherbecourt ¹ , J.M. Melkonian ¹ , R. Santagata ¹ , M. Raybaut ¹	
¹ <i>DPHY- ONERA- Université Paris-Saclay, Physics Instrumentation Environment Space Department, Palaiseau, France</i>	
² <i>Laboratoire Charles Fabry- Institut d'Optique Graduate School- CNRS- Université Paris-Saclay, Lasers group, Palaiseau, France</i>	
³ <i>Teem Photonics, Research & Development Department, Meylan, France</i>	

LS-I-4	12:00
[Invited] Millijoule level, sub 8 cycle, 7 μm OPCPA on a tabletop: design, applications and routes for future development.	
<u>L. Maidment</u> ¹ , U. Elu ¹ , D. Sánchez ¹ , T. Steinle ¹ , K. Zawilski ² , P. Schunemann ² , G. Matras ³ , C. Simon-Boisson ³ , J. Biegert ^{1,4}	

¹ICFO - Institut de Ciències Fotoniques, The Barcelona Institute of Science and Technology, 08860 Castelldefels- Barcelona, Spain

²BAE Systems, MER15-1813- P.O. Box 868, Nashua- New Hampshire 03061, USA

³THALES Optronique S.A.S, Laser Solutions Unit- 2 avenue Gay-Lussac, 78995 Elancourt Cedex, France

⁴ICREA, Pg. Lluís Companys 23, 08010 Barcelona, Spain

12:20

LS-O-1

[Oral] All-Solid-State Fe:ZnSe Mid-IR Femtosecond Laser operating at 4.4 μm for Driving Extreme Nonlinear Optics

F. Potemkin¹

¹M.V.Lomonosov Moscow State University, Faculty of Physics, Moscow, Russian Federation

PRAHA HALL

11:00 - 12:35

Session Title **[B-I] BIOPHOTONICS I**
Session Chairs H.Schneckenburger

11:00

B-I-1

[Keynote] Shedding light on radiotherapy: optical coherence angiography (OCA) to assess tissue functional response to radiation

A. Vitkin¹

¹University of Toronto / Princess Margaret Cancer Centre, Toronto, Ontario, Canada

11:25

B-I-2

[Invited] Translational dynamic optical coherence elastography

K. Larin¹

¹University of Houston, Biomedical Engineering, Houston, USA

11:45

B-I-3

[Invited] Fluorescence lifetime spectroscopy and imaging in medical diagnosis

L. Marcu¹

¹Department of Biomedical Engineering, University of California at Davis, USA, CA 95616

12:05

B-O-1

[Oral] Modeling of a photosensitizer fluorescence response during accumulation and photobleaching in biotissue

E. Sergeeva¹, D. Kurakina¹, A. Khilov¹, M. Kirillin¹

¹Institute of Applied Physics RAS, Laboratory of Biophotonics, Nizhny Novgorod, Russian Federation

12:20

B-O-2

[Oral] Optical coherence microscopy combined with optical tweezers for cellular mechanics research

M. Sirotnin¹, M. Romodina¹, E. Lyubin¹, I. Soboleva¹, A. Fedyanin¹

¹Lomonosov Moscow State University, Faculty of Physics, Moscow, Russian Federation

CONGRESS HALL

14:00 - 16:00

Session Title **[LMI-II] LASER-MATTER INTERACTION II**
Session Chairs A. Vogel and D. Grojo

14:00

LMI-I-4

[Invited] Maxwell+TDDFT multiscale method for light-propagation in solids

M. Uemoto¹, A. Yamada¹, K. Yabana¹

¹University of Tsukuba, Center for Computational Sciences, Tsukuba, Japan

14:20

LMI-I-5

[Invited] Simulations of the energy spectrum of conduction band electrons for a better understanding of free-electron-mediated modifications of biomolecules, and fs laser materials processing

X.X. Liang^{1,2}, Z.X. Zhang², A. Vogel¹

¹University of Luebeck, Institute of Biomedical Optics, Luebeck, Germany

²Xi'an Jiaotong University, Institute of Biomedical Analytical Technology and Instrumentation, Xi'an, China

14:40

LMI-I-6

[Invited] Multistep phase transitions in X-ray free-electron-laser irradiated solids

N. Medvedev¹

¹Institute of Physics- Czech Academy of Sciences, Department of Radiation and Chemical Physics, Prague, Czech Republic

15:00

LMI-I-7

[Invited] Investigating energy deposition of ultrashort lasers at the surface of solids at the femtosecond scale

O. Uteza¹, T. Genieys¹, C. Pasquier¹, M. Sentis¹, N. Sanner¹

¹LP3 - CNRS - AMU, LP3, Marseille, France

15:20

LMI-I-8

[Invited] Wavelength dependent energy transfer to semiconductors and dielectrics irradiated by ultrashort laser pulses

T. Apostolova^{1,2}

¹Institute for Nuclear Research and Nuclear Energy, Cyclotron physics, Sofia, Bulgaria

²Institute for Advanced Physical Studies, New Bulgarian University, Sofia, Bulgaria

15:40

LMI-I-9

[Invited] High-Speed surface functionalization using interference-based laser processes - From prediction to technological applications

T. Kunze¹, T. Steege¹, S. Alamri¹, B. Krupop¹, A. Madelung¹, A. Aguilar-Morales¹, F. Schell¹, F. Hundertmark¹, V. Lang^{1,2}, A.F. Lasagni^{1,2}

¹Fraunhofer IWS Dresden, Microtechnology, Dresden, Germany

²Technische Universität Dresden, Institute for Manufacturing Technology, Dresden, Germany

PRESENTATION HALL

Session Title	[LS-II] LASER SYSTEMS AND MATERIALS II	14:00 - 16:00
Session Chairs	B.Denker, C. Saraceno	
LS-I-5		14:00
[Invited] Nonlinear conversion of broadband mid-IR laser radiation into the wavelength range of ~2 - 20 micron		
A. Ionin ¹ , I. Kinyaevskiy ¹ , Y. Klimachev ¹ , A. Kotkov ¹ , A. Kozlov ¹ , A. Sagitova ¹ , D. Sinitsyn ¹ , L. Seleznev ¹ ¹ P.N. Lebedev Physical Institute of the Russian Academy of Sciences, Division of Quantum Radiophysics, Moscow, Russian Federation		
LS-I-6		14:20
[Invited] Progress in high-power, 100 kHz mid-infrared OPCPA's		
M. Mero ¹ ¹ Max Born Institute for Nonlinear Optics and Short Pulse Spectroscopy, A3 Ultrafast Lasers and Nonlinear Optics, Berlin, Germany		
LS-I-7		14:40
[Invited] Spectroscopic and laser properties of Fe²⁺ ions in several AIBVI crystals of solid solutions like Zn_{1-x}Mn_xSe, Zn_{1-x}Mg_xSe, Zn_{1-x}Mn_xTe and Cd_{1-x}Mn_xTe		
M. Doroshenko ¹ ¹ A.M. Prokhorov General Physics Institute Russian Academy of Sciences, Laser Materials and Photonics, Moscow, Russian Federation		
LS-I-8		15:00
[Invited] Large-aperture quasi-phase-matching stacks of multiple GaAs plates fabricated with the room-temperature bonding for high-power wavelength conversion in mid-IR region		
I. Shoji ¹ ¹ Chuo University, Department of Electrical- Electronic- and Communication Engineering, Tokyo, Japan		
LS-I-9		15:20
[Invited] Advances in 2 micron lasers for non-linear conversion into the Mid-IR		
M. Eichhorn ¹ , P. Forster ² , C. Romano ² , C. Kieleck ² , S. Güntert ² , B. Luwe ² , M. Gross ² ¹ Fraunhofer IOSB, Divisional Director, Ettlingen, Germany ² Fraunhofer IOSB, LASer Technology LAS, Ettlingen, Germany		
LS-I-10		15:40
[Invited] Stimulated Brillouin scattering phase conjugate mirror (SBS-PCM) using the fused silica for the high average power laser		
H.J. Kong ¹ , S. Cha ¹ ¹ KAIST, Department of Physics, Daejeon, Republic of Korea		

PRAHA HALL

Session Title	[B-II] BIOPHOTONICS II	14:00 - 15:50
Session Chairs	A. Vitkin and M. Kirillin	
B-I-4		14:00
[Invited] Laser speckle techniques for accessing biological function		
P. Li ¹ , J. Lu ¹ , J. Hong ¹ , X. Chen ¹ ¹ Huazhong University of Science and Technology, Wuhan National Laboratory for Optoelectronics, Wuhan, China		
B-I-5		14:20
[Invited] Optical Micromechanics using Laser Speckle Approaches		
S. Nadkarni ¹ ¹ Harvard Medical School, Wellman Center for Photomedicine, Boston, USA		
B-I-6		14:40
[Invited] Optical imaging for development and advancement of photodynamic therapy protocols		
M. Kirillin ¹ , D. Kurakina ¹ , A. Khilov ¹ , A. Orlova ¹ , E. Sergeeva ¹ , M. Shakhova ² , A. Mironycheva ³ , A. Malygina ³ , I. Shlivko ³ , N. Orlinkaya ⁴ ¹ Institute of Applied Physics RAS, Laboratory of Biophotonics, Nizhny Novgorod, Russian Federation ² Privolzhsky Research Medical University, ENT Department, Nizhny Novgorod, Russian Federation ³ Privolzhsky Research Medical University, Skin Diseases Department, Nizhny Novgorod, Russian Federation ⁴ Privolzhsky Research Medical University, Pathomorphology Department, Nizhny Novgorod, Russian Federation		
B-I-7		15:00
[Invited] Live cell optical microscopy from the millimeter to the nanometer range		
H. Schneckeburger ¹ , V. Richter ¹ , P. Weber ¹ , M. Wagner ¹ ¹ Aalen University, Institute of Applied Research, Aalen, Germany		
B-O-3		15:20
[Oral] Classification of label-free cancerous cells in blood sample during flow based on interferometric phase microscopy (IPM)		
N. Nissim ¹ , N. Tzvi Shaked ¹ ¹ Tel-Aviv University, Biomedical Engineering, Tel-Aviv, Israel		
B-O-4		15:35
[Oral] One-step phase reconstruction using deep learning in off-axis holography		
G. Dardikman-Yoffe ¹ , N. Shaked ¹ ¹ Tel Aviv University, Biomedical Engineering, Tel Aviv, Israel		

CONGRESS HALL

Session Title	[LMI-III] LASER-MATTER INTERACTION III	16:30 - 18:45
Session Chairs	G. G. Duchateau and A. Husakou	16:30
LMI-I-10	[Invited] Energetic-beam induced regular surface structuring: Comparison of ultra-short laser pulses vs. ion beams	
J. Reif ¹		
¹ BTU Cottbus-Senftenberg, Fak 1, Cottbus, Germany		
LMI-I-11	[Invited] Modelling of the ultrafast dynamics and surface plasmon properties of silicon upon irradiation with mid-IR femtosecond laser pulses	16:50
G. Tsibidis ¹		
¹ FORTH, Institute of Electronic Structure and Laser, Heraklion, Greece		
LMI-I-12	[Invited] Femtosecond laser-induced periodic surface structures: from light localization to applications	17:10
J. Bonse ¹ , C. Florian ¹ , S.V. Kirner ¹ , J. Krüger ¹		
¹ Bundesanstalt für Materialforschung und -prüfung BAM, 6.4 Nanomaterial Technologies, Berlin, Germany		
LMI-I-13	[Invited] Ultrafast-Laser generated nanoacoustic waves and their applications on material diagnosis	17:30
N. Papadogiannis ¹		
¹ Hellenic Mediterranean University, Institute for Plasma Physics and Lasers, Rethymnon, Greece		
LMI-I-14	[Invited] Laser made random and solitary surface structures	17:50
N. Inogamov ^{1,2} , V. Zhakhovsky ¹ , S. Anisimov ² , Y. Petrov ² , V. Khokhlov ²		
¹ The Dukhov Research Institute of Automatics, The Centre for Fundamental and Applied Research, Moscow, Russian Federation		
² Landau Institute for Theoretical Physics of the Russian Academy of Sciences, Lasers and Plasma, Chernogolovka- Moscow region, Russian Federation		
LMI-I-15	[Invited] Production of wear resistant surface zones with high power laser technologies	18:10
M. Seifert ¹ , S. Kuehn ¹ , M. Barbosa ² , S. Nowotny ² , C. Leyens ³		
¹ Fraunhofer IWS Dresden, Heat Treatment and Plating, Dresden, Germany		
² Fraunhofer IWS Dresden, Thermal Coating, Dresden, Germany		
³ Fraunhofer IWS Dresden, Director, Dresden, Germany		

Session Title	[LS-III] LASER SYSTEMS AND MATERIALS III	16:30 - 19:10
Session Chairs	X. Mateos, H. Yu	16:30
LMI-O-3	[Oral] Effect of the ablation plume pre-formed by ASE on the characteristics of intense femtosecond laser-plasma interactions	18:30
V. Tcheremiskine ^{1,2} , O. Ranjbar ³ , A. Volkov ³		
¹ Aix-Marseille University - CNRS, LP Laboratory, Marseille, France		
² Lebedev Physics Institute, Photochemical Processes Laboratory, Moscow, Russian Federation		
³ University of Alabama, Department of Mechanical Engineering, Tuscaloosa, USA		
PRESENTATION HALL		
LS-I-11	[Invited] New strategies for the fabrication of photonic devices by direct inscription with femtosecond laser pulses	16:30
C. Romero ¹ , J. G. Ajates ² , X. Mateos ³ , A. Ródenas ^{4,5} , P. Moreno ¹ , F. Cheng ⁶ , J. R. Vázquez de Aldana ¹		
¹ Universidad de Salamanca, Aplicaciones del láser y fotónica, Salamanca, Spain		
² Spanish Center for Pulsed Lasers, Technical Division, Villamayor, Spain		
³ Universitat Rovira i Virgili- Departament Química Física i Inorgànica, Física i Cristal·lografia de Materials i Nanomaterials FICMA-FICNA-EMaS, Tarragona, Spain		
⁴ Universidad de La Laguna, Departamento de Física, Santa Cruz de Tenerife, Spain		
⁵ Universidad de La Laguna, Instituto Universitario de Estudios avanzados en Atómica- Molecular y Fotónica IUDEA, Santa Cruz de Tenerife, Spain		
⁶ School of Physics, Shandong University, Jinan, China		
LS-I-12	[Invited] Cobalt-doped transparent ceramics and glass-ceramics for saturable absorbers of Erbium lasers	16:50
P. Loiko ¹ , O. Dymshits ² , A. Belyaev ³ , I. Alekseeva ² , M. Tsenter ² , V. Vitkin ⁴ , D. Shemchuk ² , A. Zhilin ²		
¹ ITMO University, Center for Physics of Nanostructures, Saint-Petersburg, Russian Federation		
² S.I. Vavilov State Optical Institute, Laboratory of Optical Glass-ceramics, Saint-Petersburg, Russian Federation		
³ G.G. Devyatykh Institute of Chemistry of High-Purity Substances IHPS of the Russian Academy of Sciences, Laboratory of High-purity Oxygen-free Glasses, Nizhny Novgorod, Russian Federation		
⁴ ITMO University, Faculty of Laser Photonics and Optoelectronics, Saint-Petersburg, Russian Federation		
LS-I-13	[Invited] Direct generation of vortex beam from a Er:Y₂O₃ ceramic laser at 2.7 μm	17:10
Y. Zhao ¹ , M. Ding ² , Y. Chen ² , D. Shen ²		
¹ Shandong University, State Key Laboratory of Crystal Materials and Institute of Crystal Materials, Jinan, China		
² Jiangsu Normal University, Jiangsu Key Laboratory of Advanced Laser Materials and Devices, XuZhou, China		
LS-I-14	[Invited] Generation of doughnut beam from self-Raman laser with or without optical vortex	17:30
W. Chen ¹ , G. Zhang ¹		
¹ Fujian Institute of Research on the Structure of Matter- Chinese Academy of Sciences, Crystal and laser physics, Fuzhou, China		

17:50

LS-I-15**[Invited] Hollow-core fibers destruction under high power laser radiation**I. Bufetov¹, A. Kolyadin¹, A. Kosolapov¹¹Fiber Optics Research Center of RAS, HCF Lab, Moscow, Russian Federation

18:10

LS-O-2**[Oral] Modulational instability at normal dispersion in microresonators with backscattering**N. Kondratiev¹, V. Lobanov¹, D. Skryabin^{1,2}¹Russian Quantum Center, Coherent Microoptics and Ragiophotonics, Moscow, Russian Federation²University of Bath, Department of Physics, Bath, United Kingdom

18:25

LS-O-3**[Oral] Progress on Self-frequency-doubled Nd:Ca₄GdO(BO₃)₃ and Yb:Ca₄YO(BO₃)₃ crystal**H. Yu¹, H. Zhang¹, J. Wang¹, Z. Hu²¹Shandong University, State Key Laboratory of Crystal Materials and Institute of Crystal Materials, Jinan, China²Tianjin University of Technology, Institute of Functional Crystal Materials, Tianjin, China

18:40

LS-O-4**[Oral] Diode pumped Cryogenic Yb:Lu₂O₃ ceramic laser**S. Paul David¹, V. Jambunathan¹, F. Yue¹, B. J Le Garrec², A. Lucianetti¹, T. Mocek¹¹HiLASE Centre, Institute of Physics of the Czech Academy of Sciences, Dolní Břežany, Czech Republic²Unité Mixte n° 7605 CNRS - CEA - Ecole Polytechnique - UPMC, Laboratoire pour l'Utilisation des Lasers Intenses LULI-, Saclay, France

18:55

LS-O-5**[Oral] 2.3 μm and 4.4 μm Lasing in Cr,Fe:Zn_{1-x}Mn_xSe (x=0.3) Single Crystal Pumped by Q-switched Er:YLF Laser at 1.73 μm**A. Říha¹, M.E. Doroshenko², H. Jelínková¹, M. Němec¹, M. Jelínek¹, M. Čech¹, D. Vyhliďal¹, N.O. Kovalenko³, A.S. Gerasimenko³¹Faculty of Nuclear Sciences and Physical Engineering, Czech Technical University in Prague, Břehová 7, 115 19 Prague, Czech Republic²Laser Materials and Technology Research Center, General Physics Institute, Vavilov Str. 38, 119991 Moscow, Russian Federation³Institute for Single Crystals, National Academy of Sciences of Ukraine, 60 Lenin Ave., Kharkiv, Ukraine**PRAHA HALL**

16:30 - 19:10

Session Title

[B-III] BIOPHOTONICS III

Session Chairs

T. Durduran and I. Turchin

16:30

B-I-8**[Invited] Guidance for deep brain surgery with optical fibres**D. Depaoli¹, C. Leo², P. Martin³, D. Côté¹¹CERVO Brain Research Center, Physics, Quebec City, Canada²Hospital Enfant Jesus, Neurochirurgie, Quebec City, Canada³CERVO Brain Research Center, Neuroscience, Quebec City, Canada

16:50

B-I-9**[Invited] Non-invasive measurement of cerebral blood flow as a biomarker injury, therapy and recovery**T. Durduran¹¹ICFO-The Institute of Photonic Sciences, Medical Optics, Barcelona, Spain

17:10

B-I-10**[Invited] Fiber-based methods for deep brain Calcium recording in behaving mice**L. Fu¹¹Huazhong University of Science and Technology, wnl, wuhan, China

17:30

B-I-11**[Invited] Plasmonic gap-enhanced Raman tags for biomedical applications**N. Khlebtsov¹¹Institute of Biochemistry and Physiology of Plants and Microorganisms- RAS, Lab of Nanobiotechnology, Saratov, Russian Federation

17:50

B-I-12**[Invited] Complementary approach to monitoring of photodynamic therapy with target nanoconstructs by fluorescence and optoacoustic imaging**I. Turchin¹, M. Kirillin¹, D. Kurakina¹, V. Perekatova¹, A. Orlova¹, E. Sergeeva¹, V. Plekhanov¹, P. Subochev¹, S. Mallidi², T. Hasan²¹Institute of Applied Physics of the Russian Academy of Sciences, Radiophysical methods in medicine, Nizhny Novgorod, Russian Federation²Massachusetts General Hospital- Harvard Medical School, Wellman Center for Photomedicine, Boston, USA

18:10

B-I-13**[Invited] FDISCO: advanced solvent-based clearing method for imaging whole organs**D. Zhu¹¹Huazhong University of Science and Technology, Wuhan National Laboratory for Optoelectronics, Wuhan, China

18:30

B-I-14**[Invited] Integrated effects on skin immersion optical clearing in vivo**E. Genina^{1,2}, A. Bashkatov^{1,2}, V. Tuchin^{1,2,3}, V. Zharov⁴¹Saratov State University, Optics and Biophotonics, Saratov, Russian Federation²Tomsk State University, Interdisciplinary Laboratory of Biophotonics, Tomsk, Russian Federation³Institute of Precision Mechanics and Control RAS, Laboratory of laser diagnostics of technical and living systems, Saratov, Russian Federation⁴University of Arkansas for Medical Sciences, Arkansas Nanomedicine Center, Little Rock, USA

18:50

B-I-15

[Invited] OCT and laser speckle imaging for quantification of diffusivity and impact on blood flow of diabetic tissues and organs

D.K. Tuchina^{1,2,3,4}, P.A. Timoshina^{1,2}, V.V. Tuchin^{1,2,3,5}

¹Saratov State University, Astrakhanskaya str. 83, 410012 Saratov, Russia

²Tomsk State University, Lenin's av. 36, 634050 Tomsk, Russia

³Laboratory of Molecular Imaging, Bach Institute of Biochemistry, Research Center of Biotechnology of the Russian Academy of Sciences, Moscow 119071, Russia

⁴Prokhorov General Physics Institute of the Russian Academy of Sciences, 38 Vavilova str., Moscow 119991, Russia

⁵Institute of Precision Mechanics and Control RAS, Rabochaya str. 24, 410028 Saratov, Russia

>>> 17. 9. 2019

CONGRESS HALL

9:00 - 9:45

Session Title [P-III] PLENARY SESSION III
Session Chair N. M. Bulgakova

P-III

[Plenary] Laser-induced processes on condensed matter

W. Kautek¹

¹University of Vienna, Department of Physical Chemistry, Vienna, Austria

CONGRESS HALL

9:45 - 10:30

Session Title [P-IV] PLENARY SESSION IV
Session Chair N. M. Bulgakova

P-IV

[Plenary] Pioneering pulsed laser synthesis of colloids

A. Fojtik¹

¹NRNU MEPhI - Institut of Engineering Physics for Biomedicine, Russia & Czech Technical University in Prague, Czech Republic

CONGRESS HALL

11:00 - 12:30

Session Title [LMI-IV] LASER-MATTER INTERACTION IV
Session Chair I. Zavestovskaya

11:00

LMI-I-16

[Invited] Prospects for the application of vortex beams of mid- and far-infrared ranges in surface plasmonics

B. Knyazev¹, Y. Choporova¹, O. Kameshkov², A. Nikitin³, N. Osintseva¹, V. Pavelyev⁴

¹Budker Institute of Nuclear Physics SB RAS, Free electron laser, Novosibirsk, Russian Federation

²Novosibirsk State University, Physics, Novosibirsk, Russian Federation

³Scientific and Technology Center of Unique Instrumentation, Terahertz Laboratory, Moscow, Russian Federation

⁴Samara University, Nanotechnology, Samara, Russian Federation

11:20

LMI-I-17

[Invited] Ionization-event harmonics: basic mechanisms and characterization of ionization dynamics

A. Husakou¹, P. Jurgens², B. Liewehr³, B. Kruse³, C. Peltz³, W. Engel⁴, M. Ivanov¹, M. Vrakking², T. Fennel³, A. Merminod-Blondin²

¹Max Born Institute, Division T, Berlin, Germany

²Max Born Institute, Department A, Berlin, Germany

³University Rostock, Institute of Physics, Rostock, Germany

⁴Max Born Institute, Department B, Berlin, Germany

11:40

PH-I-10**[Invited] Laser ablation of halide perovskites for nanophotonic applications**S. Makarov¹¹ITMO University, Department of Nanophotonics and Metamaterials, Saint Petersburg, Russian Federation

12:00

LMI-O-4**[Oral] Dynamic optical response of gold to ultrafast laser action: modeling of damage threshold and comparison with experiment**S.A. Lizunov^{1,2}, I. Mirza¹, M. Stehlík¹, N.M. Bulgakova^{1,2}, A.V. Bulgakov^{1,2}¹HiLASE Centre, Institute of Physics of the Czech Academy of Sciences, Dolní Břežany, Czech Republic²S.S. Kutateladze Institute of Thermophysics, Siberian Branch of RAS, Novosibirsk, Russian Federation

12:15

LMI-O-5**[Oral] Conversions of optical angular momentum in the processes of sum-frequency and second-harmonic generation from the surface of the isotropic chiral medium with nonlocal nonlinear response.**K. Grigoriev¹, V. Makarov¹¹Lomonosov Moscow State University, Faculty of Physics, Moscow, Russian Federation**PRESENTATION HALL**

11:00 - 12:30

Session Title
Session Chair**[HILASE-I] HILASE WORKSHOP I**
T. Mocek

11:00

HiLASE-I-1**[Invited] Two-dimensional material printing via blister-based laser-induced forward-transfer**N. Goodfriend¹, N. M. Bulgakova¹, E.E.B. Campbell², O. Nerushev², T. Mocek¹, R. Kitaura³, T. Hotta³¹HiLASE Centre, Institute of Physics of the Czech Academy of Sciences, Dolní Břežany, Czech Republic ²University of Edinburgh, School of Chemistry, Edinburgh, United Kingdom³Nagoya University, Department of Chemistry, Nagoya, Japan

11:20

HiLASE-I-2**[Invited] Numerical study of thermal dynamics and stress build-up in laser-induced periodic surface structures formation on metals and dielectrics**Y. Levy¹, E.L. Gurevich², N.M. Bulgakova¹¹HiLASE Centre, Institute of Physics of the Czech Academy of Sciences, Dolní Břežany, Czech Republic²Ruhr-Universität Bochum, Applied Laser Technologies, Bochum, Germany

11:40

HiLASE-I-3**[Invited] Nonlinear excitation of solids and transient band gap dynamics upon femtosecond laser irradiation of semiconductors: insights from first principles simulations**T. Derrien^{1,2}, N. Tancogne-Dejean², V. Zhukov^{1,3,4}, H. Appel², A. Rubio², N.M. Bulgakova¹¹HiLASE Centre, Institute of Physics of the Czech Academy of Sciences, Dolní Břežany, Czech Republic²Max Planck Institute for Structure and Dynamics of Matter, Theory Department, Hamburg, Germany³Novosibirsk State Technical University, Physical-Technical Faculty, Novosibirsk, Russian Federation⁴Institute of Computational Technologies, Siberian Branch of the RAS, Novosibirsk, Russian Federation

12:00

HiLASE-O-1**[Oral] Effect of phase shift, polarisation vector orientation and incident angle shift on multiple beam interference pattern.**D. Jochcová^{1,2}, J. Kaufman^{1,2}, P. Hauschwitz^{1,2}, J. Vanda¹, J. Brajer¹, D. Rostohar¹, T. Mocek¹¹HiLASE Centre, Institute of Physics of the Czech Academy of Sciences, Dolní Břežany, Czech Republic²Czech Technical University in Prague, Faculty of Nuclear Sciences and Physical Engineering, Prague, Czech Republic

12:15

HiLASE-O-2**[Oral] Two-step nanosecond laser processing for dual-scale micro- and nanostructure fabrication of super-hydrophobic stainless steel surface.**P. Hauschwitz^{1,2}, J. Radhakrishnan¹, R. Bicistova¹, D. Jochcová^{1,2}, J. Brajer¹, D. Rostohar¹, T. Mocek¹¹HiLASE Centre, Institute of Physics of the Czech Academy of Sciences, Dolní Břežany, Czech Republic²Czech Technical University in Prague, Faculty of Nuclear Sciences and Physical Engineering, Prague, Czech Republic**PRAHA HALL**

11:00 - 12:40

Session Title
Session Chairs**[LS-IV] LASER SYSTEMS AND MATERIALS IV**
I. Bufetov, Y. Zhao

11:00

LS-I-16**[Keynote] Opportunities in Terahertz science open by state-of-the-art high-power ultrafast disk lasers**

C. Saraceno

¹Ruhr University Bochum, Germany

11:25

LS-I-17**[Invited] Photosensitivity of composite heavily erbium-doped phosphosilicate fibers**A. Rybaltovský¹, O. Egorova², S. Vasiliev³, S. Zhuravlev¹, O. Butov⁴, S. Semjonov⁵, B. Galagan⁶, S. Sverchkov⁶, B. Denker⁶¹Fiber Optics Research Center of Russian Academy of Sciences, Laboratory of Optical Fibers Technology, Moscow, Russian Federation²Natural Sciences Center at Prokhorov General Physics Institute of the Russian Academy of Sciences, Force Fiber Optics Laboratory, Moscow, Russian Federation³Fiber Optics Research Center of Russian Academy of Sciences, Laboratory of Fiber Optics, Moscow, Russian Federation⁴Kotelnikov Institute of Radio Engineering and Electronics of Russian Academy of Sciences, Laboratory of Fiber Optic Technology, Moscow, Russian Federation⁵Fiber Optics Research Center of Russian Academy of Sciences, Laboratory of Optical Fiber Technology, Moscow, Russian Federation⁶Prokhorov General Physics Institute of the Russian Academy of Sciences, Laboratory of Concentrated Laser Materials, Moscow, Russian Federation

11:45

LS-I-18**[Invited] 100Hz repeatable power laser**

J. Kawanaka¹, S. Tokita¹, J. Ogino¹, K. Matsumoto¹, H. Yoshida¹, K. Tsubakimoto¹, K. Fujioka¹, Z. Li¹, N. Morio¹, S. Motokoshi²

¹Osaka University, Institute of Laser Engineering, Osaka, Japan

²Institute for Laser Technology, Laser Technology Development, Osaka, Japan

12:05

LS-I-19**[Invited] One-Joule, 500 Hz cryogenic composite-disk laser amplifier**

L.E. Zapata^{1,2,3}, S. Schweisthal¹, J. Thesinga¹, C. Zapata², M. Schust¹, M. Pergament¹, F.X. Kaertner¹

¹Deutsches Elektronen Synchrotron, Center for Free-Electron Laser Science-, Hamburg, Germany

²MAGiC Laser Technologies- LLC, Lasers, Palatka- Florida, USA

³Lumitron Technologies, High Power Lasers, Irvine- California, USA

12:25

LS-O-6**[Oral] 307 W high power 1018 nm monolithic tandem pump fiber source with effective thermal management**

X. Chen¹, Y. Yang¹, B. He¹

¹Shanghai Institute of Optics and Fine Mechanics- Chinese Academy of Sciences, Shanghai Key Laboratory of All Solid-State Laser and Applied Techniques- Research Center of Space Laser Information Technology, Shanghai, China

CONGRESS HALL

14:00 - 16:00

Session Title**[LMI-V] LASER-MATTER INTERACTION V**

Session Chairs

R. Stoian and O. Uteza

14:00

LMI-I-19**[Invited] Free-electron-mediated effects of single femtosecond pulses and pulse series in the (irradiance/fluence) parameter space**

A. Vogel¹, X.X. Liang¹, S. Freidank¹, N. Linz¹

¹University of Luebeck, Institute of Biomedical Optics, Luebeck, Germany

14:20

LMI-I-20**[Invited] Dynamics of water ionization under intensive femtosecond irradiation**

V. Konov¹, V. Kononenko¹, V. Gololobov¹

¹General Physics Institute, Natural Sciences Center, Moscow, Russian Federation

14:40

LMI-I-21**[Invited] Nuclear nanomedicine: laser ablated nanoparticles in new generation radiopharmaceuticals**

I.N. Zavestovskaya¹, A. Kabashin², V. Petriev³

¹MEPHI, BHSPH, Moscow, Russian Federation

²Aix-Marseille Univ- CNRS, Laser Lab, Marseille, France

³National Medical Research Centre of radiology of the Ministry of Health of the Russian Federation, Nuclear Medicine, Obninsk, Russian Federation

15:00

LMI-I-22**[Invited] Damage effects in metals induced by short and ultrashort laser pulses: Comparison of air and water environments**

A.V. Bulgakov^{1,2}, S.V. Starinskiy², M. Stehlík^{1,3}, I. Mirza¹, Y.G. Shukhov², C. Liberatore¹, N.M. Bulgakova¹

¹HiLASE Centre, Institute of Physics of the Czech Academy of Sciences, Dolní Břežany, Czech Republic

²S.S. Kutateladze Institute of Thermophysics, Siberian Branch of RAS, Novosibirsk, Russian Federation

³FNSPE, Czech Technical University in Prague, Prague, Czech Republic

15:20

LMI-I-23**[Invited] Ionization-field instabilities and nanograting formation in optical breakdown processes**

V. Gildenburg^{1,2}, I. Pavlichenko^{1,2}

¹Institute of Applied Physics RAS, Plasma physics department, Nizhny Novgorod, Russian Federation

²University of Nizhny Novgorod, Radiophysics department, Nizhny Novgorod, Russian Federation

15:40

LMI-I-24**[Invited] High-precision simulations of interaction of ultrashort laser pulses with bulk bandgap materials**

V. P. Zhukov^{1,2,3}, N.M. Bulgakova¹

¹HiLASE Centre, Institute of Physics of the Czech Academy of Sciences, Dolní Břežany, Czech Republic

²Institute of Computational Technologies, Siberian Branch RAS, Novosibirsk, Russian Federation

³Novosibirsk State Technical University, Physical-Technical Faculty, Novosibirsk, Russian Federation

PRESENTATION HALL

14:00 - 16:00

Session Title**[LD-I] LASER DIAGNOSTIC AND SPECTROSCOPY I**

Session Chairs

I.Sychugov, L. Golovan

14:00

LD-I-1**[Invited] Interaction of strong optical fields with diamond - towards ultrafast control of electronic excitations**

M. Kozák¹

¹Charles University- Faculty of Mathematics and Physics, Department of Chemical Physics and Optics, Prague, Czech Republic

14:20

LD-I-2**[Invited] Pump-probe Magneto-optical Studies of Thin-film Ferromagnets and Antiferromagnets**

P. Nemeč¹

¹Charles University, Faculty of Mathematics and Physics, Prague 2, Czech Republic

14:40

LD-I-3**[Invited] Carbon Nanotubes-Localized Surface Plasmon fibre optic sensors for CO2 gas detection**

A. Rozhin¹, T. Allsop¹, R. Arif¹, D. Webb¹, R. Neal²

¹Aston University, Electrical Engineering, Birmingham, United Kingdom

²University of Plymouth, Communications and Electronics, Plymouth, United Kingdom

15:00

LD-I-4**[Invited] Laser methods in aerosol science**D.A. Czitrovsky¹, A. Nagy¹, M. Veres¹, S. Kugler¹, I. Kreisz²¹Wigner Research Centre for Physics of the Hungarian Academy of Sciences, Applied and Nonlinear Optics, Budapest, Hungary²Lasram Engineering Ltd., R&D Management, Budapest, Hungary

15:20

LD-I-5**[Invited] Stimulated Raman spectroscopy with femtosecond laser and spectral focusing detection**M. Veres¹, A. Czitrovsky¹, L. Himics¹, R. Holomb¹, A. Nagy¹, I. Rigo¹, T. Vaczi¹¹Wigner Research Centre for Physics, Department of Applied and Non-linear Optics, Budapest, Hungary

15:40

LD-I-6**[Invited] Characterization of the emission of laser deposition additive manufacturing process**A. Nagy¹, S. Kugler¹, I. Kreisz², M. Veres¹, A. Czitrovsky¹¹H.A.S. Wigner Research Centre for Physics, Applied and Nonlinear Optics, Budapest, Hungary²Lasram Engineering Ltd., R&D Management, Budapest, Hungary**PRAHA HALL**

14:00 - 16:00

Session Title

Session Chairs

[B-IV] BIOPHOTONICS IV

K. Larin and A. Lugovtsov

14:00

B-I-16**[Invited] Advances in confocal Mueller matrix polarimetry**J. Ramella-Roman¹, I. Saytashev², S. Sudipta³¹Florida International University, Biomedical Engineering and Herbert Wertheim College of Medicine, Miami, USA²Florida International University, Herbert Wertheim College of Medicine, Miami, USA³Florida International University, Physics, Miami, USA

14:20

B-I-17**[Invited] Optical properties of human normal and pathological colorectal tissues from 200 to 1000 nm**I. Carneiro¹, S. Carvalho¹, R. Henrique¹, L. Oliveira², V. Tuchin³¹Portuguese Oncology Institute of Porto, Department of Pathology and Cancer Biology and Epigenetics Group-Research Centre, Porto, Portugal²Polytechnic of Porto - School of Engineering, Physics Department, Porto, Portugal³Saratov state University, Research-Educational Institute of Optics and Biophotonics, Saratov, Russian Federation

14:40

B-I-18**[Invited] Laser measurements of erythrocyte aggregation in patients suffering from arterial hypertension**A. Lugovtsov¹, L. Dyachuk², P. Ermolinskiy³, A. Maslyanitsina³, A. Priezhev¹¹M.V. Lomonosov Moscow State University, Department of Physics and International Laser Center, Moscow, Russian Federation²M.V. Lomonosov Moscow State University, Medical Research and Education Center, Moscow, Russian Federation³M.V. Lomonosov Moscow State University, Department of Physics, Moscow, Russian Federation

15:00

B-I-19**[Invited] Correlations between the blood microrheologic and microcirculation parameters in cardiological patients as determined by laser-optic methods**Y. Gurfinkel¹, A. Priezhev², A. Lugovtsov², P. Ermolinskiy², L. Dyachuk³¹Lomonosov Moscow State University, Medical Research and Educational Center, MOSCOW, Russian Federation²Lomonosov Moscow State University, Department of Physics and International Laser Center, Moscow, Russian Federation³Lomonosov Moscow State University, Medical Research and Education Center, Moscow, Russian Federation

15:20

B-I-20**[Invited] Lymphedema tissue analysis using optical imaging and machine learning**Y. Kistenev¹, A. Borisov¹, V. Nikolaev¹, D. Vrazhnov^{1,2}, A. Knyazkova¹, N. Kryvova¹, E. Sandykova³¹Tomsk State University, Physics, Tomsk, Russian Federation²Institute of Strength Physics and Materials Science of Siberian Branch of the RAS- Tomsk- Russia, Lab. of photoacoustics, Tomsk, Russian Federation³Siberian State Medical University, Physics, Tomsk, Russian Federation

15:40

B-I-21**[Invited] Femtosecond laser micro- and nanotexturing of dental implants: wettability and stem cell behavior**T. Itina¹, X. Sedao², I.S. Omeje¹, C. Donnet¹, A. Klos³, V. Dumas³, A. Guignandon⁴, A. Rave⁵, N. Shchedrina⁵, G. Odintsova⁵¹LabHC- UMR CNRS 5516/UJM/Univ. Lyon, Optics and Photonics, SAINT-ETIENNE, France²LabHC- UMR CNRS 5516/UJM/Univ. Lyon and GIE Manutech-USD, Optics and Photonics, Saint-Etienne, France³ENISE- Univ. Lyon- UMR 5513 CNRS, Laboratoire de Tribologie et Dynamique des Systèmes, Saint-Etienne, France⁴Laboratoire Santé Ingénierie BIOlogie- UJM/Univ. Lyon, Sainbiose, Saint-Etienne, France⁵ITMO University, Megaphotonics, Saint Petersburg, France**CONGRESS HALL**

16:30 - 17:05

Session Title

Session Chairs

[LMI-VI] LASER-MATTER INTERACTION VI

R. Stoian and O. Uteza

16:30

LMI-I-25**[Invited] Laser technologies in the diagnostics of heterogeneous substances with supercritical fluidic components**D. Zimnyakov¹, S. Yuvchenko¹¹Yury Gagarin State Technical University of Saratov, Physics, Saratov, Russian Federation

16:50

LMI-O-6**[Oral] Fragmentation of a liquid tin droplet by a short laser pulse**S. Grigoryev¹, V. Zhakhovsky¹, S. Dyachkov¹, B. Lakatos², V. Medvedev³¹All-Russia Research Institute of Automatics VNIIA, Center for Fundamental and Applied Research, Moscow, Russian Federation²Moscow Institute of Physics and Technology, Moscow Institute of Physics and Technology, Moscow, Russian Federation³Institute for Spectroscopy- RAS, Institute for Spectroscopy- RAS, Troitsk, Russian Federation

PRESENTATION HALL

Session Title	[LD-II] LASER DIAGNOSTICS AND SPECTROSCOPY II	16:30 - 17:30
Session Chair	A. Nagy	

LD-I-7

[Invited] Raman spectroscopy and spectrophotometry studies of silicon nanoparticles for biophotonics

S. Zaboltnov¹, A. Kolchin¹, A. Pavlikov¹, F. Kashaev¹, D. Kurakina², A. Khilov², P. Agrba³, M. Kirillin², L. Golovan¹, P. Kashkarov¹

¹Lomonosov Moscow State University, Faculty of Physics, Moscow, Russian Federation

²Institute of Applied Physics RAS, Laboratory of Biophotonics, Nizhny Novgorod, Russian Federation

³Lobachevsky State University of Nizhny Novgorod, Faculty of Radiophysics, Nizhny Novgorod, Russian Federation

16:30

LD-I-8

[Invited] Label-based and label-free optical nanoscopy of pathogenic bacterial species

M. Lucidi¹, S.G. Stanciu², D.E. Tranca², R. Hristu², A.M. Holban³, L. Nchele¹, G.A. Stanciu², G. Cincotti¹

¹University Roma Tre, Engineering, Rome, Italy

²University Politehnica of Bucharest, Center for Microscopy-Microanalysis and Information Processing, Bucharest, Romania

³University of Bucharest, Faculty of Biology- Microbiology and Immunology Department, Bucharest, Romania

16:50

LD-I-9

[Invited] Laser photoacoustic detection of ethylene emission during germination and early seedling development of tomato seeds stimulated by non-thermal plasma

C.E. Matei¹, M. Monica²

¹National Institute for Laser- Plasma and Radiation Physics, Laser Department, Magurele, Romania

²National Institute for Laser- Plasma and Radiation Physics, Department of Plasma Physics and Nuclear Fusion, Magurele, Romania

17:10

PRAHA HALL

Session Title	[B-V] BIOPHOTONICS V	16:30 - 17:30
Session Chairs	V. Tuchin and L. Oliveira	

B-I-22

[Invited] Intraoperative diagnosis of human brain gliomas using THz spectroscopy and imaging: a pilot study

O. Cherkasova^{1,2}, A. Gavdush^{2,3}, N. Chernomyrdin^{2,3}, S.I. Beshplav^{2,4}, I. Dolganova^{3,5}, I. Reshetov⁶, G. Komandin², A. Potapov⁴, V. Tuchin^{7,8}, K. Zaytsev^{2,3}

¹Institute of Laser Physics of the Siberian Branch of the Russian Academy of Sciences, Biophysics Laboratory, Novosibirsk, Russian Federation

²Prokhorov General Physics Institute of the Russian Academy of Sciences, Laboratory of Submillimeter Dielectric Spectroscopy, Moscow, Russian Federation

³Bauman Moscow State Technical University, Researcher at Laboratory of Terahertz Technology, Moscow, Russian Federation

⁴Burdenko Neurosurgery Institute, Burdenko Neurosurgery Institute, Moscow, Russian Federation

⁵Institute of Solid State Physics of the Russian Academy of Sciences, Institute of Solid State Physics of the Russian Academy of Sciences, Chernogolovka, Russian Federation

⁶Institute of Regenerative Medicine- Sechenov First Moscow State Medical University, Institute of Regenerative Medicine, Moscow, Russian Federation

⁷Saratov State University, Department of Optics and Biophotonics, Saratov, Russian Federation

⁸Institute of Precision Mechanics and Control of the Russian Academy of Sciences, Laboratory, Saratov, Russian Federation

16:30

16:50

B-O-5

[Oral] The new methods for modeling of costal cartilage implants for laryngotracheal defect treatment

O. Baum¹, Y. Alexandrovskaya¹, V. Svistushkin², E. Sobol³

¹Federal Scientific Research Centre 'Crystallography and Photonics' of Russian Academy of Sciences, Institute of Photon Technologies, Troitsk- Moscow, Russian Federation

²I.M.Sechenov First Moscow State Medical University, I.M.Sechenov First Moscow State Medical University, Moscow, Russian Federation

³Arcuo Medical Inc, Arcuo Medical Inc, Incline Village, USA

B-O-6

[Oral] Antibacterial silicon-based laser-fabricated nanocoatings

A. Ionin¹, S. Kudryashov¹, A. Nastulyavichus¹, I. Saraeva¹, N. Smirnov¹, A. Rudenko¹, E. Tolordava², D. Zayarny¹, S. Gonchukov³, Y. Romanova²

¹P. N. Lebedev Physics Institute of Russian Academy of Science, Quantum Radiophysics, Moscow, Russian Federation

²N.F. Gamaleya Federal Research Centre of Epidemiology and Microbiology, Laboratory of gene engineering of pathogenic microorganisms, Moscow, Russian Federation

³National research nuclear university MEPhI Moscow Engineering Physics Institute, Laser Plasma, Moscow, Russian Federation

17:05

>>> 18. 9. 2019

CONGRESS HALL

Session Title	[LMI-VII] LASER-MATTER INTERACTION VII	9:00 - 10:35
Session Chair	N.A. Inogamov	
LMI-I-26		9:00
[Invited] Self-organization and laser structuring beyond diffraction limit		
R. Stoian ¹ , J.P. Colombier ¹ , A. Rudenko ¹ , A. Aguilar ¹ , C. Mauclair ¹		
¹ CNRS Université Lyon, Laboratoire Hubert Curien, St. Etienne, France		
LMI-I-27		9:20
[Invited] Intrapulse dynamics of plasma formation in fs-laser irradiated dielectrics		
A. Mermillod-Blondin ¹ , P. Jürgens ¹ , B. Liewehr ² , C. Peltz ² , B. Kruse ² , T. Fennel ² , A. Husakou ¹ , M.J.J. Vrakking ¹		
¹ Max Born Institute for Nonlinear Optics and Short Pulse Spectroscopy, A: Attosecond Physics, Berlin, Germany		
² University of Rostock, Institute of Physics, Rostock, Germany		
LMI-I-28		9:40
[Invited] New insights to femtosecond excitation of solids with mid-IR laser fields		
E. Potemkin ¹		
¹ M.V. Lomonosov Moscow State University, Faculty of Physics, Moscow, Russian Federation		
LMI-O-8		10:00
[Oral] Angular momentum of elliptically polarized cnoidal waves and breathers in a nonlinear gyrotropic medium with frequency dispersion		
K. Grigoriev ^{1,2} , V. Petnikova ¹ , V. Makarov ^{1,2}		
¹ Lomonosov Moscow State University, Faculty of physics, Moscow, Russian Federation		
² Lomonosov Moscow State University, International Laser Center, Moscow, Russian Federation		
LMI-I-29		10:15
[Invited] Periodically poled crystals for nonlinear optical conversions and controlling of coherent light		
V. Shur ¹ , A. Akhmatkhanov ¹ , A. Esin ¹ , V. Pavelyev ²		
¹ Ural Federal University, Institute of Natural Sciences and Mathematics, Ekaterinburg, Russian Federation		
² Samara University, Department of Nanoengineering, Samara, Russian Federation		

PRESENTATION HALL

Session Title	[LP-I] ADVANCED LASER PROCESSING AND LASER SYNTHESIS OF MATERIALS I	9:00 - 10:20
Session Chair	A. Bulgakov	
LP-I-1		9:00
[Keynote] Effect of plasma parameters modification on the properties of pulsed laser deposited thin films		
J.G. Quiñones-Galvan ¹ , E. Camps ² , M.A. Santana Aranda ¹ , A. Perez Centeno ¹ , G. Gomez Rosas ¹ , A. Chavez Chavez ¹ , S. Saracho Gonzalez ³ , A. Estrada Lopez ⁴ , J.A. Guerrero de Leon ⁴ , L.P. Rivera ¹		
¹ Universidad de Guadalajara, Physics, GUADALAJARA, Mexico		
² Instituto Nacional de Investigaciones Nucleares, Physics, Ocoyoacac, Mexico		
³ Instituto Tecnológico y de Estudios Superiores de Occidente, Mathematics and Physics, Guadalajara, Mexico		
⁴ Universidad de Guadalajara, Projects Engineering, Guadalajara, Mexico		
LP-I-2		9:25
[Invited] Laser-induced forward transfer for paper electronics applications		
P. Serra ¹ , P. Sopeña ¹ , J.M. Fernández-Pradas ¹ , J. Sieiro ² , J.M. López-Villegas ²		
¹ Universitat de Barcelona, Applied Physics, Barcelona, Spain		
² Universitat de Barcelona, Electronic and Biomedical Engineering, Barcelona, Spain		
LP-I-3		9:45
[Invited] Direct Laser Synthesis of Two-Dimensional Transition Metal Dichalcogenides in ambient conditions		
S. Mailis ¹ , O. Abbas ² , A.H. Lewis ² , N. Aspiotis ² , C.C. Huang ² , I. Zeimpekis ² , D. Hewak ² , P. Sazio ²		
¹ Skolkovo Institute of Science and Technology, Photonics and Quantum Materials, Moscow, Russian Federation		
² University of Southampton, Optoelectronics Research Centre, Southampton, United Kingdom		
LP-O-1		10:05
[Oral] Time-resolved shadowgraphy imaging of LIFT ejections, induced by pico- and nanosecond UV laser pulses		
J. Miksys ¹ , G. Arutinov ² , G.W. Römer ¹		
¹ University of Twente- Chair of Laser Processing, Department of Mechanics of Solids- Surfaces & Systems, Enschede, Netherlands		
² TNO, Holst Centre, Eindhoven, Netherlands		

PRAHA HALL

Session Title	[LD-III] LASER DIAGNOSTICS AND SPECTROSCOPY III	9:00 - 10:30
Session Chairs	A.Czitrovsky, M. Kozak	
LD-I-10		9:00
[Invited] Spectral and Temporal Characteristics of Silicon Quantum Dot Luminescence and their Application in Light Conversion		
I. Sychugov ¹		
¹ KTH Royal Institute of Technology, Applied Physics, Stockholm, Sweden		

9:20

LD-I-11**[Invited] Atomically-thin colloidal CdTe and CdSe nanosheets: effect of spontaneous folding and its impact on optical properties**R. Vasiliev^{1,2}, D. Kurtina², L. Kozina², A. Garshev^{1,2}, V. Zaytsev³, I. Vasil'eva⁴, V. Shubin⁴, A. Gaskov²¹Lomonosov Moscow State University, Department of Materials Science, Moscow, Russian Federation²Lomonosov Moscow State University, Department of Chemistry, Moscow, Russian Federation³Lomonosov Moscow State University, Department of Physics, Moscow, Russian Federation⁴Research Center of Biotechnology of the Russian Academy of Sciences, Bach Institute of Biochemistry, Moscow, Russian Federation

9:40

LD-I-12**[Invited] Plasmon-enhanced optical spectroscopies of semiconductor nanostructures**A. Milekhin¹, M. Rahaman², T. Duda¹, E. Rodyakina³, R. Vasiliev⁴, K. Anikin¹, V. Dzhagan⁵, A. Latyshev³, D. Zahn²¹A.V. Rzhhanov Institute of Semiconductor Physics, Laboratory of near-field optical spectroscopy and nanosensorics, Novosibirsk, Russian Federation²Chemnitz University of Technology, Semiconductor Physics, Chemnitz, Germany³A.V. Rzhhanov Institute of Semiconductor Physics, Laboratory of Nanodiagnostics and Nanolithography, Novosibirsk, Russian Federation⁴Moscow State University, Department of Material Science, Moscow, Russian Federation⁵V.E. Lashkaryov Institute of Semiconductor Physics, Department of Optics and Spectroscopy of Semiconductor and Dielectric Materials, Kiev, Ukraine

10:00

LD-O-1**[Oral] Photoluminescence and up-conversion in CdSe quantum dots in liquid-crystal polymer matrix**L. Golovan¹, A. Elopov¹, V. Zaytsev¹, S. Zobotnov¹, D. Zhigunov², O. Karpov³, G. Shandryuk³, A. Merekalov³¹M.V.Lomonosov Moscow State University, Physics Department, Moscow, Russian Federation²Skolkovo Institute of Science & Technology, Center for Photonics and Quantum Materials, Moscow, Russian Federation³A.V.Topchiev Institute of Petrochemical Synthesis RAS, Laboratory 21 „Polymer Modification“ named after N.A.Platé, Moscow, Russian Federation

10:15

LD-O-2**[Oral] Laser cleaning of historical paper with pulsed and cw radiation**I. Balakhnina¹, N. Brandt¹, A. Chikishev¹, Y. Juma²¹Moscow State University, Physical Department and International Laser Center, Moscow, Russian Federation²Moscow Chemical Lyceum, none, Moscow, Russian Federation

>>> 19. 9. 2019

CONGRESS HALL

9:00 - 9:45

Session Title

Session Chair

P-V] PLENARY SESSION V

T. Mocek

P-V**[Plenary] Terahertz photonics of multiphase thermodynamic systems: from gas to liquid**A. Shkurinov¹¹Department of physics and International Laser Center, Lomonosov Moscow State University, Russia**CONGRESS HALL**

9:45 - 10:30

Session Title

Session Chair

[P-VI] PLENARY SESSION VI

T. Mocek

P-VI**[Plenary] Laser Synthesis of Colloidal Metal and Alloy Colloids – Fundamentals, Scalability and Alloy Phase Structure**S. Barcikowski¹¹Technical Chemistry I and Center for Nanointegration Duisburg-Essen (CENIDE) University of Duisburg-Essen, Germany**CONGRESS HALL**

11:00 - 12:30

Session Title

Session Chair

[LP-II] ADVANCED LASER PROCESSING AND LASER SYNTHESIS OF MATERIALS II

P. Serra

11:00

LP-I-4**[Invited] Laser-ablative synthesis of novel functional nanoformulations for biomedical applications**A. Kabashin^{1,2}¹Aix-Marseille Univ.- CNRS, LP3, Marseille, France²MEPHI, Institute of Engineering Physics for Biomedicine PhysBio, Moscow, Russian Federation

11:20

LP-I-5**[Invited] Synthesis by pulsed laser ablation in liquid of noble metal-based colloids to detect anti-epileptic drugs**E. Fazio¹¹Università di Messina, Dipartimento di Scienze Matematiche ed Informatiche- Scienze Fisiche e Scienze della Terra MIFT, Messina, Italy

11:40

LP-I-6**[Invited] Nanohybrids for Multiphotons Excitation. PLA synthesis and properties.**W. Marine¹¹HiLASE Centre, Institute of Physics of the Czech Academy of Sciences, Dolní Břežany, Czech Republic

12:00

LP-O-2**[Oral] Laser processing of antimicrobial peptides releasing thin films for the inhibition of microbial attachment and biofilms formation on medical implants**R. Cristescu¹, I. Negut¹, A. Visan¹, D. Istrati², D.E. Mihaiescu², M. Popa³, M.C. Chifiriuc³, R.J. Narayan⁴, D.B. Chrisey⁵¹National Institute for Lasers- Plasma and Radiation Physics, Lasers Department, Bucharest-Magurele, Romania²Politehnica University of Bucharest, Faculty of Applied Chemistry and Materials Science, Bucharest, Romania³Faculty of Biology- Research Institute of the University of Bucharest - ICUB, Microbiology Immunology Department, Bucharest, Romania⁴University of North Carolina, Department of Biomedical Engineering, Chapel Hill, USA⁵Tulane University, Department of Physics and Engineering Physics, New Orleans, USA

12:15

LP-O-3**[Oral] Fabrication of plasmonic titanium nitride nanoparticles by femtosecond laser ablation in water and organic solvents**A. Popov¹, G. Tselikov², A. Al-Kattan², N. Dumas³, C. Berard^{3,4}, J. Nicola⁵, A. Da Silva⁶, D. Braguer^{3,4}, M.A. Esteve^{3,4}, A. Kabashin^{1,2}¹MEPhI, Institute of Engineering Physics for Biomedicine PhysBio- Bio- nanophotonics Laboratory, Moscow, Russian Federation²Aix-Marseille University, CNRS- LP3 laboratory, Marseille, France³Aix-Marseille University, CNRS- INP- Inst Neurophysiopathol, Marseille, France⁴Assistance Publique – Hôpitaux de Marseille, Hôpital Timone, Marseille, France⁵Aix Marseille University, CNRS- Centrale Marseille- LMA, Marseille, France⁶Aix-Marseille University, CNRS- Centrale Marseille- Institut Fresnel, Marseille, France**PRESENTATION HALL**

11:00 - 12:20

Session Title	[HILASE-II] HILASE WORKSHOP II
Session Chair	D. Rostohar

11:00

HiLASE-I-4**[Invited] Qualification of laser optics for high-power LIDAR space missions**N. Bartels¹, P. Allenspacher¹, W. Riede¹¹DLR, Institute of Technical Physics, Stuttgart, Germany

11:20

HiLASE-I-5**[Invited] Laser-induced damage threshold - coating materials and pulse durations**H. Kessler¹¹Manx Precision Optics Ltd., Sales, Ballasalla, Isle of Man

11:40

HiLASE-I-6**[Invited] A summary on the limitations in measuring a well-defined laser-induced damage threshold**I. Balasa¹, S. Paschel¹, L. Jensen¹¹Laser Zentrum Hannover e.V., Laser Components, Hannover, Germany

12:00

HiLASE-I-7**[Invited] Process monitoring for metal additive manufacturing by Laser Metal Deposition**C. Prieto¹, M. Diez¹, S. Carracelas¹, C. Gonzalez², P. Rey¹, J. Arias¹¹AIMEN, Advanced Manufacturing, O Porriño, Spain²AIMEN, Robotics & Control, O Porriño, Spain**PRAHA HALL**

11:00 - 12:40

Session Title	[PH-I] PHOTONICS: FUNDAMENTALS, APPLICATIONS AND INTEGRATION I
Session Chair	T. J.-Y. Derrien

11:00

PH-I-1**[Invited] Femtosecond, sub-nm-sensitivity probing of plasmonic near-field dynamics**P. Dombi¹¹Wigner Research Centre for Physics, Ultrafast Nanooptics Group, Budapest, Hungary

11:20

PH-I-2**[Invited] Linear and nonlinear optical responses of plasmonic metasurface with sub-nm gaps**T. Takeuchi¹, M. Noda¹, K. Yabana¹¹University of Tsukuba, Center for Computational Sciences, Tsukuba, Japan

11:40

PH-I-3**[Invited] Role of higher-order dispersion in second harmonic generation of ultra-short laser pulses in nonlinear photonic crystals**U. Sapaev¹¹Tashkent State Technical University named after Islam Karimov, Faculty of Electronics and Automation, Tashkent, Uzbekistan²HiLASE Centre, Institute of Physics of the Czech Academy of Sciences, Dolní Břežany, Czech Republic

12:00

PH-I-4**[Invited] Strong-field interaction and high-harmonic generation in solids**N. Tancogne-Dejean¹¹Max Planck Institute for Structure and Dynamics of Matter, Theory, Hamburg, Germany

12:20

PH-I-5**[Invited] 4D-Laser Technology in nanocluster physics: macroscopic quantum states in thin films on solid surface (modelling and experiment)**S. Arakelian¹, I. Chestnov¹, A. Istratov¹, T. Khudaiberganov¹, A. Kucherik¹, S. Kutrovskaya¹, A. Osipov¹, D. Buharov¹, O. Butkovskiy¹¹Vladimir State University, Department of Physics and Applied Mathematics, Vladimir, Russian Federation

PLZEŇ HALL

Session Title	[THZ-I] THZ PHOTONICS I	11:00 - 12:45
Session Chair	J.Hebling	

THz-I-1

[Keynote] Charge carrier transport in nanomaterials probed in the THz range

P. Kuzel¹, H. Nemeč¹

¹Institute of Physics of the Czech Academy of Sciences, THz spectroscopy group, Prague, Czech Republic

11:00

THz-I-2

[Invited] Time and spectrally resolved gain dynamics in THz quantum cascade lasers

J. Darmo¹, G. Derntl¹, D. Theiner¹, G. Scalfari², M. Beck², J. Faist², K. Unterrainer¹

¹Photonics Institute, TU Wien, Campus Gusshausstrasse, 1040 Vienna, Austria

²Institute of Quantum Electronics, ETH Zürich, Auguste-Piccard-Hof 1, Zurich, 8093, Switzerland

11:25

THz-I-3

[Invited] THz Quantum Cascade Lasers: Materials Evaluation and Optimization

H. Detz

¹TU Wien, Center for Micro- and Nanostructures, Wien, Austria

²Brno University of Technology, Central European Institute of Technology, Brno, Czechia

11:45

THz-I-4

[Invited] Advanced control of complex matter by high-field terahertz pulses

F. Giorgianni¹

¹Paul Scherrer Institut, Research with Neutrons and Muons, Villigen PSI, Switzerland

12:05

THz-I-5

[Invited] Long wavelength stimulated emission in HgTe/CdHgTe quantum well heterostructures

A. Dubinov^{1,2}, V. Gavrilenko^{1,3}, V. Romyantsev^{1,3}, M. Fadeev^{1,4}, V. Utochkin¹, V. Aleshkin^{1,3}, N. Mikhailov^{5,6}, S. Morozov^{1,2}, Z. Krasilnik^{1,2}, C. Sirtori⁷

¹Institute for Physics of Microstructures RAS, Semiconductor physics department, Nizhny Novgorod, Russian Federation

²Lobachevsky State University, Radiophysics department, Nizhny Novgorod, Russian Federation

³Lobachevsky State University, Advanced School of General and Applied Physics, Nizhny Novgorod, Russian Federation

⁴L2C- UMR CNRS 5221- Montpellier University, Terahertz Spectroscopy Group, Montpellier, France

⁵A.V. Rzhanov Institute of Semiconductor Physics- Siberian Branch of Russian Academy of Sciences, Lab #15, Novosibirsk, Russian Federation

⁶Novosibirsk State University, Physics department, Novosibirsk, Russian Federation

⁷Laboratoire de Physique de l'Ecole Normale Supérieure, Physique Quantique et Dispositifs QUAD, Paris, France

12:25

CONGRESS HALL

Session Title	[LP-III] ADVANCED LASER PROCESSING AND LASER SYNTHESIS OF MATERIALS III	14:00 - 16:00
Session Chairs	A. Kabashin, E. Gurevich	

LP-I-7

[Invited] Selective ablation of nano-layer thin films by single-pulse femtosecond laser irradiation

B. Gaković¹, S. Petrović¹, S. Kudryashov², P. Danilov², E. Skoulas³, G. Tsididis³, A. Ionin², E. Stratakis³

¹Vinča Institute of Nuclear Sciences- University of Belgrade, Atomic Physics Department, Belgrade, Serbia

²Lebedev Physical Institute, Basov Quantum Electronics Department, Moscow, Russian Federation

³Foundation for Research and Technology-Hellas FORTH, Institute of Electronic Structure and Laser, Heraklion, Greece

14:00

LP-I-8

[Invited] Generation of nanoparticles of unique morphologies by laser ablation in liquids

G. Shafeev¹

¹Prokhorov General Physics Institute of RAS, Wave Research Center, Moscow, Russian Federation

14:20

LP-I-9

[Invited] Photoinduced formation of inorganic nanoparticles in polymer matrix: mechanisms and laser structuring

N. Bityurin¹, A.A. Smirnov¹, A. Afanasiev¹, A. Pikulin¹

¹Institute of Applied Physics RAS, Nonlinear dynamics and optics, Nizhny Novgorod, Russian Federation

14:40

LP-I-10

[Invited] Laser micro- and nanostructuring of solids by sub-nanosecond laser pulses

E.V. Barmina¹

¹Prokhorov General Physics Institute of the Russian Academy of Sciences, Wave Research Center, Moscow, Russian Federation

15:00

LP-I-11

[Invited] Nanosecond laser treatment and fluoropolymer deposition for control of silicon surface wettability

S. Starinskiy^{1,2}, A. Safonov¹, E. Gatapova¹, N. Miskiv¹, E. Bochkareva¹, V. Sulyeva³, A. Rodionov^{1,2}, Y. Shukhov¹, A. Bulgakov^{1,4}

¹Institute of Thermophysics, Sb RAS, Novosibirsk, Russian Federation

²Novosibirsk State University, Physical Department, Novosibirsk, Russian Federation

³Institute of Inorganic Chemistry, Sb RAS, Novosibirsk, Russian Federation

⁴HiLASE Centre, Institute of Physics of the Czech Academy of Sciences, Dolní Břežany, Czech Republic

15:20

15:40

LP-I-12**[Invited] Laser modification of silicon for creation of light emitting structures with dislocations related luminescence**D. Polyakov¹, V. Veiko¹, N. Sobolev², A. Kalyadin², V. Vdovin³¹ITMO University, Faculty of Laser Photonics and Optoelectronics, Saint-Peterburg, Russian Federation²Ioffe Institute, Laboratory of Physics of Semiconductor Devices, Saint-Petersburg, Russian Federation³Rzhanov Institute of Semiconductor Physics, Laboratory of Nano-diagnostic and Nanolithography, Novosibirsk, Russian Federation**PRESENTATION HALL**

14:00 - 16:05

Session Title	[HILASE-III] HILASE WORKSHOP III
Session Chair	W. Kautek

14:00

HiLASE-I-8**[Keynote] High speed Laser Induced Forward Transfer for flexible electronics applications**I. Zergioti¹¹National Technical University of Athens, Physics Department, Athens, Greece

14:25

HiLASE-I-9**[Invited] Modeling of femtosecond laser induced out of equilibrium electron transport in metals**S. Coudert¹, G. Duchateau¹, P. Lalanne², S. Dilhaire³¹CELIA- Universite de Bordeaux, ifcia, Talence, France²LP2N-Universite de Bordeaux, plasmonics, Talence, France³LOMA - Universite de Bordeaux, Laser, Talence, France

14:45

HiLASE-I-10**[Invited] Nano-ablation by femtosecond laser-metal interactions**S. Sakabe^{1,2}, M. Hashida^{1,2}, S. Inoue^{1,2}¹Kyoto University, Institute for Chemical Research- Advanced Research Center for Beam Science, Uji- Kyoto, Japan²Kyoto University, Graduate School of Science- Department of Physics, Kyoto, Japan

15:05

HiLASE-I-11**[Invited] Laser Ablation Mass Spectrometry for in-vivo detection of cancer: the SPIDERMASS project**C. Focsa¹, M. Ziskind¹, B. Fatou², I. Fournier³, M. Salzet³¹University of Lille, PhLAM - Physics of Lasers- Atoms and Molecules, Villeneuve d Ascq, France²Harvard Medical School, Boston Children's Hospital, Boston, USA³University of Lille, PRISM - Proteomics- Inflammatory Response- Mass Spectrometry, Villeneuve d Ascq, France

15:25

HiLASE-I-12**[Invited] High speed laser surface texturing and time-resolved temperature measurement**J. Martan¹, D. Moskal¹, M. Kučera¹, L. Prokešová¹, M. Honner¹¹University of West Bohemia, New Technologies - Research Centre, Plzen, Czech Republic

15:45

HiLASE-I-13**[Invited] Femtosecond laser inscription of fiber Bragg gratings for laser and sensing applications**A. Dostovalov^{1,2}, A. Wolf^{1,2}, E. Evmenova¹, M. Skvortsov^{1,2}, S. Abdullina¹, K. Bronnikov^{1,2}, S. Yakushin², A. Kuznetsov¹, S. Kablukov¹, S. Babin^{1,2}¹Institute of Automation and Electrometry SB RAS, Fiber optics lab, Novosibirsk, Russian Federation²Novosibirsk State University, The Department of Physics, Novosibirsk, Russian Federation**PRAHA HALL**

14:00 - 15:55

Session Title	[B-VI] BIOPHOTONICS VI
Session Chairs	Yu. Kistenev and J. Spigulis

14:00

B-I-23**[Invited] Triple Modality Transmission-Reflection Optoacoustic Ultrasound (TROPUS) Computed Tomography of Small Animals**E. Merčep¹, X.L. Deán-Ben^{2,3}, D. Razansky^{2,3}¹iThera Medical GmbH, Munich, Germany²Faculty of Medicine and Institute of Pharmacology and Toxicology, University of Zurich, Switzerland³Institute for Biomedical Engineering and Department of Information Technology and Electrical Engineering, ETH Zurich, Switzerland

14:20

B-I-24**[Invited] Lasers for skin diagnostics - chromophore mapping and photon path length estimation**J. Spigulis¹¹Institute of Atomic Physics and Spectroscopy, Biophotonics Laboratory, Riga, Latvia

14:40

B-O-7**[Oral] Laser-induced hydrodynamic effects in urological operation.**V. Minaev¹, N. Minaev², V. Yusupov², A. Dymov³, N. Sorokin³, V. Lekarev³, A. Vinarov³, L. Rapoport³¹NTO „IRE-Polus“, medical applications department, Fryazino, Russian Federation²Federal Scientific Research Centre “Crystallography and Photonics” of Russian Academy of Sciences, Institute of Photon Technologies, Moscow- Troitsk, Russian Federation³I.M.Sechenov First Moscow State Medical University, Institute of Urology and Reproductive Health, Moscow, Russian Federation

14:55

B-O-8**[Oral] Sapphire shaped crystals as a prospective material platform for novel modalities of medical diagnosis and therapy**I. Dolganova^{1,2}, G. Katyba^{1,3}, I. Shikunova¹, I. Reshetov⁴, M. Schcedrina⁴, K. Zaytsev^{2,3}, V. Tuchin^{5,6}, V. Kurlov¹¹Institute of Solid State Physics of the Russian Academy of Sciences, Laboratory of Shaped Crystals, Chernogolovka, Russia

an Federation

²Bauman Moscow State Technical University, Laboratory of Terahertz Technology, Moscow, Russian Federation

³Prokhorov General Physics Institute of the Russian Academy of Sciences, Laboratory of Submillimeter-Wave Dielectric Spectroscopy, Moscow, Russian Federation

⁴Sechenov First Moscow State Medical University, Department of Oncology- Radiotherapy and Plastic Surgery, Moscow, Russian Federation

⁵Saratov State University, Chair of Optics and Biomedical Physics, Saratov, Russian Federation

⁶Institute of Precision Mechanics and Control of the Russian Academy of Sciences, Laboratory of laser diagnostics of technical and living systems, Saratov, Russian Federation

15:10

B-O-9

[Oral] The OCE-assisted monitoring of slow strains in laser-reshaped cartilage implants

Y. Alexandrovskaya^{1,2}, O. Baum^{1,2}, V. Zaitsev¹

¹Institute of Applied Physics, Russian Academy of Sciences, Nizhny Novgorod, Russian Federation

²Federal Scientific Research Centre 'Crystallography and Photonics' of Russian Academy of Sciences, Biophotonics laboratory, Troitsk- Moscow, Russian Federation

15:25

B-O-10

[Oral] Endovenous laser coagulation using two-micron laser radiation: mathematical modeling and in vivo experiments

S. Artemov¹, A. Belyaev², O. Bushukina³, S. Khrushchalina¹, S. Kostin², A. Lyapin¹, P. Ryabochkina¹, A. Taratynova¹

¹National Research Mordovia State University, Physics and chemistry Institute, Saransk, Russian Federation

²National Research Mordovia State University, Medicine Institute, Saransk, Russian Federation

³National Research Mordovia State University, Agriculture Institute, Saransk, Russian Federation

15:40

B-O-12

[Oral] The phenomenon of electromechanical properties of cartilage tissue during cooling and heating from -10°C to 40°C

E. Kasianenko¹, A. Omelchenko¹

¹Federal Scientific Research Centre "Crystallography and photonics" of Russian Academy of Sciences, Institute of Photon Technologies, Moscow, Russian Federation

PLZEŇ HALL

14:00 - 16:00

Session Title [THZ-II] THZ PHOTONICS II
Session Chair H.Detz

14:00

THz-I-6

[Invited] THz Gyrotrons And Beyond

A. Fokin¹, M. Glyavin¹

¹IAP RAS, Plasma physics and High power electronics, Nizhny Novgorod, Russian Federation

14:20

THz-I-7

[Invited] The nonlinearity of the refractive index of optical media in the terahertz spectral range

S.A. Kozlov¹, M.V. Melnik¹, ZhukovaM.O.¹, O. Vorontosova¹, S.E. Putilin¹, A.N. Tsytkin, Xi-Cheng Zhang^{1,2}

¹International Laboratory of Femtosecond Optics and Femtotechnologies, ITMO University, St. Petersburg, 197101, Russia, kozlov@mail.ifmo.ru

²The Institute of Optics, University of Rochester, Rochester, NY 14627, USA

14:40

THz-I-8

[Invited] Mapping ultrafast ionization of atoms and clusters with terahertz field driven streak-camera

M. Krikunova¹

¹ELI Beamlines, Institute of Physics Academy of Sciences of the Czech Republic, Dolní Břežany, Czech Republic

15:00

THz-I-9

[Invited] Generation of the second harmonic of optical radiation in the presence of a strong terahertz field

A. Stepanov¹

¹Institute of applied physics, -, Nizhny Novgorod, Russian Federation

15:20

THz-I-10

[Invited] On the way to generation and application of extremely high field THz pulses

J. Hebling^{1,2,3}, T. György¹, Nugraha P. S.^{2,3}, L. Pálfalvi¹, A. András Fülöp^{2,3}, Krizsán G.^{1,3}, L. Tokodi¹, Z. Tibai¹, G. Almási^{1,3}

¹Institute of Physics, University of Pécs, Ifjúság ú. 6. Pécs 7624, Hungary

²MTA-PTE High-Field Terahertz Research Group, Ifjúság ú. 6, Pécs 7624, Hungary

³Szentágothai Research Centre, University of Pécs, Ifjúság ú. 20, Pécs 7624, Hungary

15:40

THz-I-11

[Invited] Consistent description of the THz radiation generation in gases

S. Stremoukhov^{1,2}

¹NRC „Kurchatov Institute“, -, Moscow, Russian Federation

²Lomonosov Moscow State University, Faculty of Physics, Moscow, Russian Federation

CONGRESS HALL

16:30 - 18:00

Session Title [LP-IV] ADVANCED LASER PROCESSING AND LASER SYNTHESIS OF MATERIALS IV
Session Chairs E. Barmina, G. Shafeyev

16:30

LP-I-13

[Invited] Optical response of metals to ultrashort laser pulses: A puzzle for optical models

N. M. Bulgakova¹, S.A. Lizunov^{1,2}, V.P. Zhukov^{1,3,4}, A.V. Bulgakov^{1,2}

¹HiLASE Centre, Institute of Physics of the Czech Academy of Sciences, Dolní Břežany, Czech Republic

²S.S. Kutateladze Institute of Thermophysics, Siberian Branch of RAS, Novosibirsk, Russian Federation

³Institute of Computational Technologies, Siberian Branch of RAS, Novosibirsk, Russian Federation

⁴Novosibirsk State Technical University, Physical-Technical Faculty, Novosibirsk, Russian Federation

16:50

LP-I-14

[Invited] Three-step model of the laser-induced periodic surface structures (LIPSS) formation on metal surfaces

E. Gurevich¹, S. Maragkaki², Y. Levy³, T. Derrien³, N. M. Bulgakova³

¹Ruhr-University Bochum, Applied Laser Technologies, Bochum, Germany

²IESL-FORTH, Ultrafast Laser Micro and Nano Processing, Heraklion, Greece

³HiLASE Centre, Institute of Physics of the Czech Academy of Sciences, Dolní Břežany, Czech Republic

17:10

LP-I-15**[Invited] Thermochemical laser-induced periodic structures formation on metals and semiconductors surfaces**

A. Dostovalov^{1,2}, K. Bronnikov^{1,2}, K. Okotrub³, V. Terentyev¹, T.J.Y. Derrien⁴, S. Lizunov⁴, T. Mocek⁴, V. Korolkov⁵, N. M. Bulgakova⁴, S. Babin^{1,2}

¹Institute of Automation and Electrometry SB RAS, Fiber optics lab, Novosibirsk, Russian Federation

²Novosibirsk State University, The Department of Physics, Novosibirsk, Russian Federation

³Institute of Automation and Electrometry SB RAS, Laboratory of Condensed Matter Spectroscopy, Novosibirsk, Russian Federation

⁴HiLASE Centre, Institute of Physics of the Czech Academy of Sciences, Dolní Břežany, Czech Republic

⁵Institute of Automation and Electrometry SB RAS, Laboratory of Diffraction Optics, Novosibirsk, Russian Federation

17:30

LP-O-4**[Oral] Wurzite CdTe thin films deposited by PLD under different atmosphere gas and pressures**

M.Á. Santana-Aranda¹, S. Saracho-González², A. Pérez-Centeno¹, G. Gómez-Rosas¹, A. Chávez-Chávez¹, E. Camps³, J.G. Quiñones-Galván¹

¹Centro Universitario de Ciencia Exactas e Ingenierías- Universidad de Guadalajara, Departamento de Física, Guadalajara, Mexico

²ITESO- Universidad Jesuita de Guadalajara, Departamento de Matemáticas y Física, San Pedro Tlaquepaque, Mexico

³Instituto Nacional de Investigaciones Nucleares, Departamento de Física, Ciudad de México Mexico, Mexico

17:45

LP-O-5**[Oral] Pulsed laser deposition under low background gas pressure**

M. Kostejn¹, R. Fajgar¹, V. Drinek¹, V. Jandova¹, M. Klementova², S. Bakardijeva³

¹Institute of Chemical Process Fundamentals of the CAS- v. v. i., Department of laser chemistry, Prague, Czech Republic

²Institute of Physics CAS, Department of Material Analysis, Prague, Czech Republic

³Institute of Inorganic Chemistry CAS, Centre of Instrumental Techniques, Husinec-Řež, Czech Republic

PRESENTATION HALL

16:30 - 18:00

Session Title **[HILASE-IV] HILASE WORKSHOP IV**
Session Chair A. Lucianetti

16:30

HiLASE-I-14**[Invited] High power mid-IR DPSSLs**

J. Hein¹, J. Körner¹, J. Reiter², M. Kaluza¹

¹Friedrich-Schiller University Jena, Institute for Optics and Quantum Electronics, Jena, Germany

²Helmholtz-Institute Jena, Relativistic Laser Physics, Jena, Germany

16:50

HiLASE-I-15**[Invited] Highly efficient frequency conversion scalable from 10 J at 10 Hz to 100 J 10 Hz using DPSSL laser technology**

P. Phillips¹, S. Banerjee², P. Mason², K. Ertel², D. Martin³, J. Pillar³, A. Lucianetti³, M. De Vido², T. Butcher³, E. Chris²

¹stfc, CLF, Chilton- Didcot, United Kingdom

²STFC, Central Laser Facility, Chilton- Didcot, United Kingdom

³HiLASE Centre, Institute of Physics of the Czech Academy of Sciences, Dolní Břežany, Czech Republic

17:10

HiLASE-I-16**[Invited] Unstable cavity lasers for compact short pulse high energy lasers**

J. Hein¹, J. Körner¹, M.C. Kaluza¹, D. Rostohar², A. Lucianetti², M. Tomas², S. Zulic²

¹Friedrich-Schiller University Jena, Institute of Optics and Quantum Electronics, Jena, Germany

²HiLASE Centre, Institute of Physics of the Czech Academy of Sciences, Dolní Břežany, Czech Republic

17:30

HiLASE-O-3**[Oral] 100W industrial thin disk regenerative amplifier**

H. Zhou¹, M. Chyla¹, J. Horacek¹, P. Crha¹, J. Muzik¹, O. Novak¹, M. Smrz¹, T. Mocek¹

¹HiLASE Centre, Institute of Physics of the Czech Academy of Sciences, Dolní Břežany, Czech Republic

17:45

HiLASE-O-4**[Oral] Single-shot laser beam parameters measurement for near infrared laser beams**

S. Nagisetty¹, T. Miura¹, M. Chyla¹, M. Smrz¹, T. Mocek¹

¹HiLASE Centre, Institute of Physics of the Czech Academy of Sciences, Dolní Břežany, Czech Republic

PRAHA HALL

16:30 - 17:45

Session Title **[PH-II] PHOTONICS: FUNDAMENTALS, APPLICATIONS AND INTEGRATION II**
Session Chairs A. Kucherik and Y. Ryabchikov

16:30

PH-I-6**[Invited] The laser synthesis of nanostructured carbon for photonics**

A. Kucherik¹, A. Osipov¹, V. Samyshkin¹, S. Arakelian¹, M. Portnoi², S. Kutrovskaya³

¹Stoletov Vladimir State University, Physics and applied mathematics, Vladimir, Russian Federation

²University of Exeter, School of Physics, Exeter, United Kingdom

³Westlake University, Institute of Natural Sciences- Westlake Institute for Advanced Study, Westlake, China

16:50

PH-I-7**[Invited] Laser-induced engineering and characterization of multimodal silicon-based nanoparticles**

Y. Ryabchikov^{1,2}

¹HiLASE Centre, Institute of Physics of the Czech Academy of Sciences, Dolní Břežany, Czech Republic

²P.N. Lebedev Physical Institute of the Russian Academy of Sciences, Department of Solid State Physics, Moscow, Russian Federation

17:10

PH-I-8**[Invited] Direct laser writing technique for creating non-enzymatic sensors**

V. Andrianov¹, E. Khairullina¹, A. Smikhovskaia¹, V. Mironov¹, M. Panov¹, M. Mizoshiri², I. Tumkin¹

¹Saint Petersburg State University, Institute of Chemistry, Saint Petersburg, Russian Federation

²Nagaoka University of Technology, Dept. of Mechanical Engineering, Nagaoka, Japan

17:30

PH-O-1**[Oral] Bruggeman approximation and nanostructures agglomeration two-scale model**V. Krasovskii¹, L. Apresyan¹, T. Vlasova¹, S. Rasmagin¹, V. Kryshchob¹, V. Pustovoy¹¹Prokhorov General physics institute- Russian Academy of Sciences, Laser physics, Moscow, Russian Federation**PLZEŇ HALL**

16:30 - 17:50

Session Title	[THz-III] THz PHOTONICS III
Session Chair	S. Stremoukhov

16:30

THz-I-12**[Invited] Terahertz spectroscopy of spin-phonon excitations in multiferroics**F. Kadlec¹, S. Kamba¹, C. Kadlec¹, J. Vít¹, V. Goian¹¹Institute of Physics- Czech Academy of Sciences, Dielectrics, Praha 8, Czech Republic

16:50

THz-O-1**[Oral] THz emission spectra produced by filamentation of single-color IR and UV laser pulses**A. Ionin¹, O. Kosareva^{1,2}, Y. Mityagin³, D. Mokrousova¹, N. Panov^{1,2}, G. Rizaev¹, S. Savinov³, L. Seleznev¹, D. Shipilo^{1,2}¹P. N. Lebedev Physical Institute of the Russian Academy of Sciences, Division of Quantum Radiophysics, Moscow, Russian Federation²Lomonosov Moscow State University, Faculty of Physics and International Laser Center, Moscow, Russian Federation³P. N. Lebedev Physical Institute of the Russian Academy of Sciences, Division of Solid State Physics, Moscow, Russian Federation

17:05

THz-O-2**[Oral] Properties of backward terahertz emission from two-color laser induced microplasma**A. Ushakov¹, P. Chizhov¹, N. Panov², S. Daniil², V. Bukin¹, A. Savel'ev², O. Kosareva², S. Garnov¹¹Prokhorov General Physics Institute of the Russian Academy of Sciences, Oscillation, Moscow, Russian Federation²Lomonosov Moscow State University, Physics, Moscow, Russian Federation

17:20

THz-O-3**[Oral] Control of terahertz emission from long two-color filaments**P. Chizhov¹, A. Ushakov¹, V. Bukin¹, S. Garnov¹¹Prokhorov General Physics Institute of the Russian Academy of Sciences, Oscillations department, Moscow, Russian Federation

17:35

THz-O-4**[Oral] High-power far-IR generation from seeded KTP off-axis THz parametric oscillator**Y.C. Huang¹, M.H. Wu¹, W.C. Tsai¹, Y.C. Chiu¹¹NTHU, ipt, Hsinchu, Taiwan Province of China

>>>

20. 9. 2019

CONGRESS HALL

9:00 - 10:30

Session Title	[LP-V] ADVANCED LASER PROCESSING AND LASER SYNTHESIS OF MATERIALS V
Session Chairs	R. Cristescu, S. Starinskiy

9:00

LP-I-16**[Invited] Laser-induced crystallization of titanium dioxide nanotubular layers for photocatalytic applications**I. Mirza¹, H. Sopa², J.M. Macák², A.V. Bulgakov¹, N.M. Bulgakova¹, O. Novák¹, H. Turčičová¹, A. Endo³, T. Mocek¹¹HiLASE Centre, Institute of Physics of the Czech Academy of Sciences, Dolní Břežany, Czech Republic²Centre of Materials and Nanotechnologies, Faculty of Chemical Technology- University of Pardubice, Pardubice, Czech Republic³Faculty of Science and Engineering, Waseda University- Shinjuku-ku, Tokyo, Japan

9:20

LP-I-17**[Invited] New super-resolution method of direct laser writing on Zr films**V. Korolkov¹, S. Mikerin², R. Kuts¹, A. Malyshev¹¹Institute of Automation and Electrometry SB RAS, Diffractive optics laboratory, Novosibirsk, Russian Federation²Institute of Automation and Electrometry SB RAS, Laboratory of laser physics, Novosibirsk, Russian Federation

9:40

LP-I-18**[Invited] Laser interactions with low density porous matter - experiment and modelling**J. Limpouch¹¹Czech Technical University in Prague, Faculty of Nuclear Sciences and Physical Engineering, Praha 8, Czech Republic

10:00

LP-O-6**[Oral] Direct writing in transparent materials using ultra short laser pulses: towards functionalization by controlling the induced phase shift**B. Ancelot¹, L. Gemini¹, M. Faucon¹, R. Kling¹¹ALPhANOV, Laser Processing, Talence, France

10:15

LP-O-7**[Oral] High-performance perforation of thin titanium plates with fiber laser**A. Lyukhter¹, T. Kononenko², K. Skvortsov¹, V. Konov², V. Vermel³¹Vladimir State University named after Alexander Grigorievich and Nikolai Grigorievich Stoletovs, Scientific and educational center for the introduction of laser technology, Vladimir, Russian Federation²Natural Sciences Center, General Physics Institute, Moscow, Russian Federation³Central Aerohydrodynamic Institute, Research and production complex, Zhukovskiy, Russian Federation

PRESENTATION HALL

Session Title	[HILASE-V] HILASE WORKSHOP V	9:00 - 10:35
Session Chairs	D. Rostohar	
		9:00
HiLASE-I-17	[Invited] Quarter century development of laser shock peening and expansion of applications with novel palmtop lasers	
<u>Y. Sano</u> ¹		
¹ Institute for Molecular Science, Division of Research Innovation and Collaboration, Okazaki, Japan		
		9:20
HiLASE-I-18	[Invited] Microstructural Issues of Materials Properties After Laser Shock Peening	
<u>V. Vasudevan</u> ¹		
¹ University of Cincinnati, Mechanical and Materials Engineering, Cincinnati, USA		
		9:40
HiLASE-I-19	[Invited] Laser peen forming of large scale specimen with complex shape	
M. Luo ¹ , <u>Y. Hu</u> ¹		
¹ Shanghai Jiao Tong University, Mechanical Engineering, Shanghai, China		
		10:00
HiLASE-I-20	[Invited] Mechanisms of residual stress generation using Laser Shock Peening	
<u>N. Smyth</u> ¹ , M. Leering ¹ , M. Fitzpatrick ¹		
¹ Coventry University, Faculty of Engineering- Environment & Computing, Coventry, United Kingdom		
		10:20
HiLASE-O-5	[Oral] Effect of Laser shock peening on the microstructure, residual Stress, hardness, and fatigue behavior of additive manufactured CoCrMo alloy	
M. Kattoura ¹ , B.T. Donkor ¹ , J. Song ¹ , <u>J. Kaufman</u> ² , S.R. Mannava ¹ , V.K. Vasudevan ¹		
¹ University of Cincinnati, Mechanical and Materials Engineering, Cincinnati, USA		
² HiLASE Centre, Institute of Physics of the Czech Academy of Sciences, Dolní Břežany, Czech Republic		

PRAHA HALL

Session Title	[THZ-IV] THZ PHOTONICS IV	9:00 - 10:30
Session Chairs	M.Konnikova	
		9:00
THz-I-13	[Invited] Sub-wavelength-resolution terahertz imaging of soft biological tissues	
<u>K. Zaytsev</u> ¹ , N. Chernomyrdin ¹ , I. Dolganova ² , G. Katyba ² , I. Spektor ¹ , V. Karasik ³ , I. Reshetov ⁴ , V. Tuchin ⁵		
¹ Prokhorov General Physics Institute of the Russian Academy of Sciences, Laboratory of Submillimeter Dielectric Spectroscopy, Moscow, Russian Federation		
² Institute of Solid State Physics of the Russian Academy of Sciences, Laboratory of Shaped Crystals, Chernogolovka, Russian Federation		
³ Bauman Moscow State Technical University, Research and Educational Center of Photonics, Moscow, Russian Federation		
⁴ Sechenov First Moscow State Medical University, Department of Plastic Surgery, Moscow, Russian Federation		
⁵ Saratov State University, Department of Optics and Biophotonics, Saratov, Russian Federation		
		9:20
THz-I-14	[Invited] Radiation sources based on semiconductor devices for multichannel THz-IR spectroscopy	
<u>V. Vaks</u> ¹ , V. Anvertev ¹ , M. Chernyaeva ¹ , E. Domracheva ¹ , S. Pripolzin ¹		
¹ Institute for Physics of Microstructures RAS, Terahertz spectrometry, Nizhny Novgorod, Russian Federation		
		9:40
THz-I-15	[Invited] Terahertz Continuous Wave Systems for Sensing Applications	
<u>I.M. Lee</u> ¹ , E.S. Lee ¹ , H.S. Kim ¹ , D.W. Park ¹ , M.G. Kim ¹ , K. Moon ¹ , D.H. Choi ¹ , J.H. Shin ¹ , K.H. Park ¹		
¹ ETRI Electronics and Telecommunications Research Institute, Terahertz Research Section, Daejeon, Korea Republic of		
		10:00
THz-O-5	[Oral] Reconfigurable terahertz optics made of thin films with phase transition	
<u>P. Solyankin</u> ¹ , A. Shkurinov ² , B. Knyazev ³ , O. Kameshkov ³		
¹ ILIT RAS – Branch of the FSRC «Crystallography and Photonics» RAS, -, Shatura, Russian Federation		
² Lomonosov Moscow State University, Faculty of Physics and International Laser Center, Moscow, Russian Federation		
³ Budker Institute of Nuclear Physics of the Siberian Branch of RAS, n/a, Novosibirsk, Russian Federation		
		10:15
THz-O-6	[Oral] Study of the spectrum of bound water in 0.07-2.6 THz range	
<u>M. Konnikova</u> ¹ , M. Nazarov ² , O. Cherkasova ^{3,4} , A. Shkurinov ^{1,5}		
¹ M.V.Lomonosov Moscow State University, Department of Physics and International Laser Center, Moscow, Russian Federation		
² Kurchatov Institute National Research Center, Photonics and additive technologies, Moscow, Russian Federation		
³ Institute of Laser Physics of SB RAS, Biophysics Laboratory, Novosibirsk, Russian Federation		
⁴ Tomsk State University, laboratory of Biophotonics, Tomsk, Russian Federation		
⁵ FSRC «Crystallography and Photonics» RAS, Crystallography and Photonics, Shatura, Russian Federation		

CONGRESS HALL

Session Title	[LP-VI] ADVANCED LASER PROCESSING AND LASER SYNTHESIS OF MATERIALS VI	11:00 - 11:50
Session Chair	A. Bulgakov	

11:00

LP-O-8

[Oral] Nonlinear femtosecond optical lithography for the micro- and nano-structuring

N. Minaev¹, M. Tarchov²

¹Federal Scientific Research Centre "Crystallography and Photonics" of Russian Academy of Sciences, Institute of Photon Technologies, Moscow- Troitsk, Russian Federation

²Institute of Nanotechnologies of Microelectronics of the Russian Academy of Sciences, Department of development and research of micro- and nanosystems, Moscow, Russian Federation

11:15

LP-O-9

[Oral] Structuring of Kapton surface with ultrashort laser pulses

J. Hrabovsky^{1,2,3}, C. Liberatore¹, I. Mirza¹, J. Sladek¹, J. Beranek¹, V. Hajkova⁴, A.V. Bulgakov¹, N.M. Bulgakova¹

¹HiLASE Centre, Institute of Physics of the Czech Academy of Sciences, Dolní Břežany, Czech Republic

²Faculty of Mathematics and Physics, Charles University in Prague, Prague, Czech Republic

³Faculty of Chemical Technology, University of Pardubice, Pardubice, Czech Republic

⁴Czech Technical University in Prague, Faculty of Nuclear Sciences and Physical Engineering, Prague, Czech Republic

11:30

LP-I-19

[Invited] Modeling of thermodynamic properties and phase transitions of refractory metals under conditions of intense pulsed influences

K.V. Khishchenko¹

¹Joint Institute for High Temperatures RAS, Moscow, Russia

PRESENTATION HALL

Session Title	[PH-III] PHOTONICS: FUNDAMENTALS, APPLICATIONS AND INTEGRATION III	11:00 - 11:55
Session Chair	Y. Levy	

11:00

PH-I-9

[Invited] Laser optoacoustics of micro- and nanostructures

O. Romanov^{1,2}

¹Belarusian State University, Department of Computer Simulations / Faculty of Physics, Minsk, Belarus

²HiLASE Centre, Fyzikalni ustav AV CR- v.v.i., Dolni Brezany, Czech Republic

11:20

LMI-I-18

[Invited] Frequency conversion in nanocomposites

O. Fedotova¹, O. Khasanov¹, R. Rusetki¹, T. Smirnova²

¹Scientific-Practical Materials Research Centre NAS Belarus, Laboratory of Theory of Solids, Minsk, Belarus

²International Sakharov Environmental Institute BSU, Department of Environmental Information Systems, Minsk, Belarus

11:40

PH-O-2

[Oral] Photodiodes for detection of IR radiation from WGM lasers

E. Kunitsyna¹, I. Andreev¹, G. Konovalov¹, Y. Yakovlev¹, Y. Lebiadok², M. Ahmetoglu /Afrailov³, B. Kirezli³

¹Ioffe Institute, Laboratory of Mid-Infrared Optoelectronics, St. Petersburg, Russian Federation

²SSPA „Optics- Optoelectronics & Laser Technology“- NAS of Belarus, Optoelectronics Laboratory, Minsk, Belarus

³Uludag University, Department of Physics, Bursa, Turkey

PRAHA HALL

Session Title	[THz-V] Thz Photonics V	11:00 - 11:30
Session Chair	S.Kozlov	

11:00

THz-O-7

[Oral] Terahertz response of silicon surface with nanoscale gold particles

A. Sinko^{1,2}, K. Moldosyanov³, P. Solyankin², I. Ozheredov^{1,2}, A. Shkurinov^{1,2}

¹MSU, Faculty of Physics, Moscow, Russian Federation

²ILIT RAS — Branch of FSRC "Crystallography and Photonics" RAS, n/a, Shatura, Russian Federation

³Kyrgyz Russian Slavic University, Department of Natural and Technical Sciences, Bishkek, Kyrgyzstan

11:15

THz-O-8

[Oral] Angular distribution of THz radiation from clustered plasma and enhancing of THz emission intensity

N. Kuzechkin^{1,2}, A. Balakin^{1,2}, M. Dzhidzhoev¹, V. Gordienko¹, I. Ivanov¹, T. Semenov³, A. Shkurinov^{1,2}

¹Lomonosov Moscow State University, Faculty of Physics & International Laser Centre, Moscow, Russian Federation

²Russian Academy of Sciences, Institute on Laser and Information Technologies - Branch of the FSRC "Crystallography and Photonics", Shatura, Russian Federation

³Russian Academy of Sciences, FSRC "Crystallography and Photonics", Moscow, Russian Federation

VII. Posters

POSTER SESSION CHAIRS T. MOCEK, A. LUCIANETTI, N. M. BULGAKOVA

Poster session LASER-MATTER INTERACTION

LM-PS-1

Numerical simulations of energy relaxation in molybdenum thin films upon irradiation by femtosecond and picosecond laser pulses

K. Hlinomaz^{1,2}, Y. Levy¹, T.J.Y. Derrien¹, N.M. Bulgakova¹

¹HiLASE Centre, Institute of Physics of the Czech Academy of Sciences, Dolní Břežany, Czech Republic

²Faculty of Nuclear Sciences and Physical Engineering- Czech Technical University in Prague, Department of Physical Electronics, Praha, Czech Republic

LM-PS-2

Ultrashort laser heating and ablation by one and two pulses of donut-like spatial form

A. Fedotov^{1,3}, Y. Okrut², Y. Tsitavets³, I. Gnilitzkiy⁴

¹HiLASE Centre, Institute of Physics of the Czech Academy of Sciences, Dolní Břežany, Czech Republic

²Belarusian State University, Energy Physics, Minsk, Belarus

³Belarusian State University, Computer Modelling, Minsk, Belarus

⁴University of Modena and Reggio Emilia, Department of Engineering Sciences and Methods, Modena, Italy

LM-PS-3

Investigation of dynamics of plasmon resonance conditions at the interface of an aqueous solution of copper phthalocyanine - Ag film.

M. Kononov¹, V. Pustovoy¹, V. Svetikov¹

¹Prokhorov General Physics Institute of the Russian Academy of Sciences, laser physics, Moscow, Russian Federation

LM-PS-4

Study of the dynamics of measuring plasmon resonance conditions at the water-film Ag-AgC-C interface.

M. Kononov¹, V. Pustovoy¹, V. Svetikov¹

¹Prokhorov General Physics Institute of the Russian Academy of Sciences, laser physics, Moscow, Russian Federation

LM-PS-5

Study of the dynamics of plasmon resonance conditions at the water-film Ag interface.

M. Kononov¹, V. Pustovoy², V. Svetikov¹

¹Prokhorov General Physics Institute of the Russian Academy of Sciences, laser physics, Moscow, Russian Federation

²Prokhorov General Physics Institute of the Russian Academy of Sciences, Laser Physics, Moscow, Russian Federation

LM-PS-6

An analysis of the nonequilibrium ionization of silicon vapor under the influence of pulsed laser radiation will be presented at ALT 2019 in Prague

O. Koroleva¹, V. Mazhukin¹, A. Mazhukin¹, E. Bykovskaya¹

¹Keldysh Institute of Applied Mathematics of Russian Academy of Sciences KIAM RAS, Mathematical Modelling, Moscow, Russian Federation

LM-PS-7

A report on mathematical modeling of dynamic metal fragmentation with ultrashort laser pulses will be presented at ALT 2019 in Prague

V. Mazhukin¹, A. Shapranov¹, M. Demin¹, A. Aleksashkina¹

52

¹Keldysh Institute of Applied Mathematics of Russian Academy of Sciences KIAM RAS, Mathematical Modelling, Moscow, Russian Federation

LM-PS-8

Femtosecond and picosecond laser-induced damage thresholds of semiconductors in air and water

M. Stehlík^{1,2}, C. Liberatore¹, I. Mirza¹, N.M. Bulgakova^{1,3}, A.V. Bulgakov^{1,3}

¹HiLASE Centre, Institute of Physics of the Czech Academy of Sciences, Dolní Břežany, Czech Republic

²Faculty of Nuclear Sciences and Physical Engineering, Czech Technical University in Prague, Praha, Czech Republic

³Kutateladze Institute of Thermophysics, Siberian Branch of RAS, Novosibirsk, Russian Federation

LM-PS-9

Role of adsorbed water in fs laser nanoablation of diamond

V. Gololobov¹, V. Kononenko¹, V. Konov¹

¹Prokhorov General Physics Institute of the Russian Academy of Sciences, Natural Sciences Center, Moscow, Russian Federation

LM-PS-10

Multi-octave blue shift of Femtosecond Mid-IR Light Bullet

A. E. Dormidonov¹, V. Kandidov², S. Chekalin³, V. Kompanets³

¹VNIIA, Research Center for Pulse Technique, Moscow, Russian Federation

²Moscow Lomonosov State University, Physics Department, Moscow, Russian Federation

³Institute of Spectroscopy RAS, Laser Spectroscopy, Moscow, Russian Federation

LM-PS-11

Surface treatment by nanosecond laser for diffusion welding

S. Mikolutskiy¹, T. Malinskiy², V. Yamshchikov³, Y. Khomich²

¹Institute for Electrophysics and Electric Power RAS, Laboratory 5, Saint Petersburg, Russian Federation

²Institute for Electrophysics and Electric Power RAS, Laboratory 3, Saint Petersburg, Russian Federation

³Institute for Electrophysics and Electric Power RAS, Branch of Institute for Electrophysics and Electric Power RAS, Saint Petersburg, Russian Federation

LM-PS-12

Electron dynamic near silicon surface irradiated by ultrashort laser pulse

D. Polyakov¹, E. Yakovlev¹

¹ITMO University, Faculty of Laser Photonics and Optoelectronics, Saint-Peterburg, Russian Federation

LM-PS-13

Fabrication of samarium nanoparticles by femtosecond laser ablation in liquid

E. Popova-Kuznetsova¹, A. Popov¹, G. Tikhonovsky¹, S. Klimentov¹, V. Duflo², I. Zvestovskaya¹, A. Kabashin^{1,3}

¹MEPhI- Institute of Engineering Physics for Biomedicine PhysBio, Bio-nanophotonics Laboratory, Moscow, Russian Federation

²Scientific-Research Physical Chemistry Institute, Branch of the L. Ya Karpov, Obninsk, Russian Federation

³Aix Marseille University- CNRS, LP3 laboratory, Marseille, France

LM-PS-14

Hydrodynamic modelling and simulations of collisional shockwaves in gas targets for the optimisation of collisionless shock acceleration of ions

S. Passalidis^{1,2}, O. Ettliger², G. Hicks², N. Dover^{2,3}, Z. Najmudin², E.P. Benis⁴, E. Kaselouris¹, N.A. Papadogiannis¹, M. Tatarakis¹, V. Dimitriou¹

¹Hellenic Mediterranean University, Institute of Plasma Physics & Lasers, Rethymno, Greece

²Imperial College, The John Adams Institute - The Blackett Laboratory, London, United Kingdom

³National Institutes for Quantum and Radiological Science and Technology (KPSI-QST), Kansai Photon Science Institute, Kyoto, Japan

⁴University of Ioannina, Department of Physics, Ioannina, Greece

Poster session **HiLASE WORKSHOP**

HiLASE-PS-1

Development of 2 um fiber front-end for Ho:YAG thin disk amplifier

J. Huynh^{1,2}, J. Černohorská^{1,2}, M. Písařík¹, P. Peterka³, M. Smrž¹, T. Mocek¹

¹HiLASE Centre, Institute of Physics of the Czech Academy of Sciences, Dolní Břežany, Czech Republic

²Czech Technical University in Prague- Faculty of Nuclear Sciences and Physical Engineering, Department of Physical Electronics, Praha, Czech Republic

³Institute of Photonics and Electronics ASCR- v.v.i, Fiber lasers and non-linear optics, Praha, Czech Republic

HiLASE-PS-2

Robotic arm HMI for laser shock peening applications

M. Böhm^{1,2}, J. Kaufman¹, J. Brajer¹, T. Mocek¹

¹HiLASE Centre, Institute of Physics of the Czech Academy of Sciences, Dolní Břežany, Czech Republic

²Faculty of Nuclear Sciences and Physical Engineering, Czech Technical University in Prague, Prague, Czech Republic

HiLASE-PS-3

Method in vacuum to align and bond precision opto-mechanical components required for space applications

S. Priya¹, P. Ribes Pleguezuelo¹, T. Bolz¹, S. Wendt¹, M. Mohaupt¹, E. Beckert¹, E. Wille², M. Bavdaz², A. Tünnermann¹

¹Fraunhofer Institute for Applied Optics and Precision Engineering IOF, Precision Engineering, Jena, Germany

²European Space Agency - ESA/ESTEC, Optics, Noordwijk, Netherlands

Poster session **PHOTONICS: FUNDAMENTALS, APPLICATIONS AND INTEGRATION**

PH-PS-1

Nanoscale Profilometry Based on Spectrally Resolved White-Light Interferometry

I. Likhachev¹, V. Pustovoy²

¹General Physics Institute, Laser Physics, Moscow, Russian Federation

²General Physics Institute, Laser Physics Department, Moscow, Russian Federation

PH-PS-2

Luminescent temperature control of up-conversion nanoparticles

V. Kochubey^{1,2}, A. Pravdin¹, Y. Konukhova¹, A. Skaptsov¹, E. Sagaidachnaya¹, I. Yanina^{1,2}, N. Kazadaeva¹, A. Doronkina¹, V. Tuchin^{1,2,3}, E. Genina

¹Saratov State University, Physical, Saratov, Russian Federation

²Tomsk State University, Interdisciplinary Laboratory of Biophotonics, Tomsk, Russian Federation

³Institute of Precision Mechanics and Control RAS, Laboratory of Laser Diagnostics of Technical and Living Systems, Saratov, Russian Federation

Poster session **ADVANCED LASER PROCESSING AND LASER SYNTHESIS OF MATERIALS**

LP-PS-1

Determination of surface modification and nonlinear absorption thresholds of Si and Ge using mid-infrared ultrashort laser pulses

J. Sladek^{1,2}, I. Mirza¹, A.V. Bulgakov^{1,3}, Y. Levy¹, W. Marine¹, B. Csanaková^{1,4}, L. Roškot^{1,4}, O. Novák¹, N.M. Bulgakova¹, M. Smrž¹

¹HiLASE Centre, Institute of Physics of the Czech Academy of Sciences, Dolní Břežany, Czech Republic

²Faculty of Nuclear Sciences and Physical Engineering- Czech Technical University in Prague, Department of Solid State

Engineering, Prague, Czech Republic

³Siberian Branch of Russian Academy of Sciences, S.S. Kutateladze Institute of Thermophysics, Novosibirsk, Russian Federation

⁴Faculty of Nuclear Sciences and Physical Engineering- Czech Technical University in Prague, Department of Physical Electronics, Prague, Czech Republic

LP-PS-2

High removal rate laser machining of Zirconia with nanosecond pulsed laser

D. Panov¹, V.N. Perovskiy¹, D.V. Ushakov¹, A.S. Schekin¹, E.D. Ishkinyaev¹

¹National Research Nuclear University MEPhI, Department of Laser Physics, Moscow, Russian Federation

LP-PS-3

Hydrophobic surfaces obtained with nanosecond pulsed laser on stainless steel and dependence on its parameters

D. Panov¹, V.N. Petrovskiy¹, A.S. Schekin¹, M.P. Pashalov¹, E.D. Ishkinyaev¹

¹National Research Nuclear University MEPhI, Department of Laser Physics, Moscow, Russian Federation

LP-PS-4

Laser synthesis of the LiCoO₂ thin films

L. Parshina¹, O. Novodvorsky¹, O. Khramova¹

¹ILIT RAS – Branch of the FSRC «Crystallography and Photonics» RAS, Laboratory of nanostructures and thin films, Shatura, Russian Federation

LP-PS-5

Laser-assisted deposition of carbon nanocomposites

G. Shafeev¹, I. Rakov¹, N. Melnik²

¹Prokhorov General Physics Institute of RAS, Wave Research Center, Moscow, Russian Federation

²Lebedev Physical Institute, Solid state physics, Moscow, Russian Federation

LP-PS-6

Modeling of laser crystallization of thin amorphous layers of silicon under experimental conditions of cw laser irradiation

J. Beránek¹, O. Aktas², S. MacFarquhar², Y. Franz², S. Mailis³, N. M. Bulgakova¹, A. C. Peacock²

¹HiLASE Centre, Institute of Physics of the Czech Academy of Sciences, Dolní Břežany, Czech Republic

²Optoelectronic Research Centre, University of Southampton, Southampton, United Kingdom

³Skolkovo Institute of Science and Technology, Center for Photonics and Quantum Materials, Skolkovo, Russian Federation

LP-PS-7

Novel polymers for selective laser sintering: a new approach to 3D printing

S. Minaeva¹, M. Syachina¹, A. Mironov¹, N. Minaev¹, E. Krumins², S. Howdle², V. Popov¹

¹Institute of Photon Technologies of Federal Scientific Research Centre "Crystallography and Photonics" of Russian Academy of Sciences, Laboratory of Supercritical Fluid Technologies, Moscow, Russian Federation

²University of Nottingham, School of Chemistry, Nottingham, United Kingdom

LP-PS-8

Photocatalytic activity of TiOxNy nanostructures prepared by pulsed laser ablation in water

A.M. Mezzasalma¹, S. Spadaro¹, F. Barreca¹, F. Neri¹, E. Fazio¹

¹Università di Messina, Dipartimento di Scienze Matematiche e Informatiche- Scienze Fisiche e Scienze della Terra, Messina, Italy

LP-PS-9

Review of experimental results of laser shock processing in Al 6061-T6 samples in the last 15 years in Mexico

G. Gomez-Rosas¹, C. Rubio-González², M.Á. Santana-Aranda¹, J.G. Quiñones-Galván¹, G. Garcia-Torales³, V. Granados-Alejo², E. Castañeda⁴, C.A. Reynoso-García⁴, S. Hereñú⁵, J.L. Ocaña-Moreno⁶

¹Centro Universitario de Ciencia Exactas e Ingenierías- Universidad de Guadalajara, Departamento de Física, Guadalajara, Mexico

²Centro de Ingeniería y Desarrollo Industrial, Departamento de Investigación, Querétaro, Mexico

³Centro Universitario de Ciencia Exactas e Ingenierías- Universidad de Guadalajara, Departamento de Electrónica, Guadalajara, Mexico

⁴Centro Universitario de Ciencia Exactas e Ingenierías- Universidad de Guadalajara, Departamento de Ingeniería Mecánica Eléctrica, Guadalajara, Mexico

⁵Instituto de Física del Rosario, Instituto de Física, Rosario, Argentina

⁶Centro Laser UPM- Universidad Politécnica de Madrid, Centro Laser UPM, Madrid, Spain

LP-PS-10

Simplified model for estimations of threshold fluences for laser melting and evaporation of nanoparticles

V. Pustovalov¹, A. Chumakov²

¹Belarusian National Technical University, Polytechnical Institute, Minsk, Belarus

²Institute of physics of NAS Belarus, centre of plasma, Minsk, Belarus

LP-PS-11

Simulation of hole drilling in glass using ultrashort pulse laser in consideration of heat accumulation

C. Wei¹, Y. Ito¹, R. Shinomoto¹, K. Nagato¹, N. Sugita¹

¹The University of Tokyo, School of Engineering- Department of Mechanical Engineering, Tokyo, Japan

LP-PS-12

Surgical elimination of deformations of the facial skeleton using the method of computer virtual planning and laser stereolithography technology

S. Cherebylo¹, V. Vnuk¹, E. Ippolitov¹, M. Markov¹, S. Kamaev¹, M. Novikov¹, P. Mitroshenkov²

¹ILIT RAS – Branch of the FSRC “Crystallography and Photonics” of RAS, laboratory of laser synthesis of bulk products, Shatura, Russian Federation

²FSBI „Clinical hospital №1” administrative Department of the President of Russian Federation, maxillofacial surgery, Moscow, Russian Federation

LP-PS-13

Deposition of oxide nanostructures by nanosecond laser ablation of silicon in oxygen-containing background gas

A. Rodionov^{1,2}, S. Starinskiy^{1,2}, Y. Shukhov², A. Bulgakov^{2,3}, E. Maksimovskiy⁴, V. Sulyaeva⁴

¹Novosibirsk State University, physical department, Novosibirsk, Russian Federation

²Institute of Thermophysics, Sb RAS, Novosibirsk, Russian Federation

³HiLASE Centre, Institute of Physics of the Czech Academy of Sciences, Dolní Břežany, Czech Republic

⁴Institute of Inorganic Chemistry, Sb RAS, Novosibirsk, Russian Federation

LP-PS-14

Compressed laser-induced μ -plasma (CL μ P) for fused silica structuring: ps vs ns

V.V. Koval¹, V.S. Rymkevich¹, A. A. Samohvalov¹, V. Veiko¹

¹ITMO University, Saint Petersburg, Russia

LP-PS-15

Laser printing of silver screen printing inks

P. Sopeña¹, J.M. Fernández-Pradas¹, P. Serra¹

¹Universitat de Barcelona, Applied Physics Department, Barcelona, Spain

Poster session LASER SYSTEMS AND MATERIALS

LS-PS-1

Cation-deficient sodium-gadolinium molybdates: structure, modeling, energy transformation

E. Zharikov¹, K. Subbotin¹, V. Dudnikova², D. Lis¹, A. Titov¹

¹Prokhorov General Physics Institute RAS, Laser Crystals, Moscow, Russian Federation

²Lomonosov Moscow State University, Geology Faculty, Moscow, Russian Federation

LS-PS-2

Verdet constant of rare-earth-sesquioxide-based magneto-active ceramics

D. Vojna^{1,2}, O. Slezák¹, R. Yasuhara³, H. Furuse⁴, A. Lucianetti¹, T. Mocek¹

¹HiLASE Centre, Institute of Physics of the Czech Academy of Sciences, Dolní Břežany, Czech Republic

²Faculty of Nuclear Sciences and Physical Engineering- Czech Technical University in Prague, Department of Physical Electronics, Prague, Czech Republic

³National Institute for Fusion Science- National Institutes of Natural Sciences, High-Temperature Plasma Physics Research Division, Toki, Japan

⁴Kitami Institute of Technology, Department of Material Science and Engineering, Kitami, Japan

LS-PS-3

Structural features and optical properties of $\text{Ca}_3(\text{VO}_4)_2$:Mn laser crystals

L. Ivleva¹, I. Voronina¹, E. Dunaeva¹, M. Doroshenko¹, A. Papashvili¹

¹Prokhorov General Physics Institute of the Russian Academy of Sciences, Laser Materials and Technology Research Center at GPI, Moscow, Russian Federation

LS-PS-4

Laser operation of a novel Ho:GdYAP crystal under 1948-nm Tm-fiber laser pumping

K. Pierpoint¹, W. Chen^{1,2}, Y. Zhao¹, K. Scholle³, S. Lamrini⁴, P. Zang⁵, Z. Chen⁵, X. Mateos⁶, U. Griebner⁷, V. Petrov¹

¹Max-Born-Institute, Ultrafast Lasers and Nonlinear Optics, Berlin, Germany

²Fujian Institute of Research on the Structure of Matter- Chinese Academy of Sciences, Crystal and Laser department, Fuzhou, China

³Fotonics Laser GmbH, Research, Göttingen, Germany

⁴LISA Laser Products GmbH, Laser research, Katlenburg-Lindau, Germany

⁵Jinan University, Department of Optoelectronic Engineering, Guangzhou, China

⁶Universitat Rovira i Virgili, Department of Physical and Inorganic Chemistry, Tarragona, Spain

⁷Max-Born-Institute, Solid State Light Sources, Berlin, Germany

LS-PS-5

Diode pumped cryogenic Tm:Y₂O₃ ceramic laser

E. Yue¹, V. Jambunathan¹, S. Paul David¹, X. Mateos², M. Aguiló², F. Díaz², J. Sulc³, A. Lucianetti¹, T. Mocek¹

¹HiLASE Centre, Institute of Physics of the Czech Academy of Sciences, Dolní Břežany, Czech Republic

²Física i Cristal·lografia de Materials i Nanomaterials FICMA-FICNA, Universitat Rovira i Virgili, Tarragona, Spain

³Faculty of Nuclear Sciences and Phys. Eng., Czech Technical University in Prague, Prague, Czech Republic

LS-PS-6

Radiation hardness of Nd:GdVO₄ laser crystal

Y. Kalachev¹, S. Kutovoi¹, Y. Zavartsev¹, A. Zagumennyi¹, V. Mikhailov¹, I. Shcherbakov¹, M. Ashurov², S. Ismailov², K. Saidakhmedov²

¹Prokhorov General Physics Institute of the Russian Academy of Sciences, Laser crystals, Moscow, Russian Federation

²Institute of Nuclear Physics of the Academy of Sciences of Uzbekistan, Nuclear Physics, Ulugbek, Uzbekistan

LS-PS-7

Influence of electron and proton irradiations on the optical characteristics of $\text{La}_3\text{Ga}_{5.5}\text{Ta}_{0.5}\text{O}_{14}$ and $\text{Ca}_3\text{TaGa}_3\text{Si}_2\text{O}_{14}$

N. Kozlova¹, E. Zabelina¹, O. Buzanov², A. Kozlova¹, P. Lagov³, Y. Pavlov⁴, V. Stolbunov⁵

¹NUST MISiS, Laboratory „Single crystals and stock on their base“, Moscow, Russian Federation

²Fomos-Materials, Fomos-Materials, Moscow, Russian Federation

³NUST MISiS, Department of semiconductor electronics, Moscow, Russian Federation

⁴A.N. Frumkin Institute of Physical Chemistry and Electrochemistry Russian Academy of Sciences, A.N. Frumkin Institute of Physical Chemistry and Electrochemistry Russian Academy of Sciences, Moscow, Russian Federation

⁵Institute of Theoretical and Experimental Physics, Institute of Theoretical and Experimental Physics, Moscow, Russian Federation

LS-PS-8

High-Quality Factor crystalline Silicon WGM microresonators for near and mid-IR wavelengths

I. Bilenko^{1,2}, A. Shitikov^{1,2}, T. Tebeneva³, O. Benderov³, A. Rodin³, N. Kondratiev¹, V. Lobanov¹, A. Voloshin¹

¹Russian Quantum Center, coherent microoptics and radiophotonics, Moscow, Russian Federation

²Lomonosov Moscow State University, Physics, Moscow, Russian Federation

³MIPT, Laboratory of applied infrared spectroscopy, Dolgoprudny, Russian Federation

LS-PS-9

Growth and polarization-resolved spectroscopy of monoclinic $\text{Yb}^{3+}:\text{ZnWO}_4$ crystals

D. Lis¹, P. Loiko², K. Subbotin¹, E. Zharikov¹, A. Titov¹, J.M. Serres³, M. Aguilo³, F. Diaz³, X. Mateos³

¹Prokhorov General Physics Institute of the Russian Academy of Sciences, Laser Materials and Technology Research Center at GPI, Moscow, Russian Federation

²ITMO University, Department of Optical Physics and Modern Natural Science, St. Petersburg, Russian Federation

³Universitat Rovira i Virgili, Fisica i Cristallografia de Materials i Nanomaterials, Tarragona, Spain

LS-PS-10

Domain kinetics and periodical poling in Rb:KTiOPO_4 and KTiOAsO_4 single crystals for laser light frequency conversion

M. Chuvakova¹, A. Akhmatkhanov¹, A. Esin¹, I. Kipenko¹, V. Shur¹, A. Boyko², D. Kolker²

¹Ural Federal University, Institute of Natural Sciences and Mathematics, Ekaterinburg, Russian Federation

²Novosibirsk State University, Research Laboratory of Quantum Optics Technology, Novosibirsk, Russian Federation

LS-PS-11

A kW-level small core diameter fiber pump system for Nd:YAG lasers

V. Mitrokhin¹, A. Dormidonov¹, A. Savvin¹

¹Dukhov Automatics Research Institute- Federal State Unitary Enterprise- VNIIA, R&P Center of Pulse Technique, Moscow, Russian Federation

LS-PS-12

Synchronously pumped crystalline Raman lasers with combined frequency shift

S. Smetanin¹, M. Frank², M. Jelínek², D. Vyhřídál², V. Shukshin¹, L. Ivleva¹, E. Dunaeva¹, I. Voronina¹, P. Zverev¹, V. Kubeček²

¹Prokhorov General Physics Institute of the Russian Academy of Sciences, Department of Laser Materials and Photonics, Moscow, Russian Federation

²Czech Technical University, Faculty of Nuclear Sciences and Physical Engineering, Prague 1, Czech Republic

LS-PS-13

Stimulated Brillouin scattering phase conjugate mirror (SBS-PCM) using purified liquid medium for high average input

S. Cha¹, H.J. Kong¹

¹KAIST, Department of Physics, Daejeon, Korea Republic of

LS-PS-14

Generation and properties of dissipative Kerr solitons in optical microresonators with backscattering

V. Lobanov¹, N. Kondratiev¹, D. Skryabin^{1,2}

¹Russian Quantum Center, Group of Coherent Microoptics and Radiophotonics, Skolkovo, Russian Federation

²University of Bath, Department of Physics, Bath, United Kingdom

Poster session LASER DIAGNOSTIC AND SPECTROSCOPY

LD-PS-1

Using of laser irradiation for the diagnosis of polar state in dielectrics

O. Sergeeva¹, A. Solnyshkin¹, I. Pronin², S. Sharofidinov³, S. Kukushkin⁴

¹Tver State University, Department of Condensed Matter Physics, Tver, Russian Federation

²Ioffe Institute, Department of Dielectrics and Semiconductors, Saint-Petersburg, Russian Federation

³Ioffe Institute, Center of Nanoheterostructures, Saint-Petersburg, Russian Federation

⁴Institute of Problems of Mechanical Engineering RAS, Laboratory of Phase Transitions, Saint-Petersburg, Russian Federation

LD-PS-2

Nonlinear optical diagnostics of perovskite thin films of lead zirconate titanate

I. Pronin¹, A. Elshin², E. Mishina², O. Sergeeva³, E. Kaptelov¹, S. Senkevich⁴, D. Kiselev⁵

¹Ioffe Institute, Physics of Dielectrics and Semiconductors, Saint-Petersburg, Russian Federation

²MIREA - Russian Technological University, Department of Nanoelectronics, Moscow, Russian Federation

³Tver State University, Department of Condensed Matter Physics, Tver, Russian Federation

⁴Ioffe Institute, Department of Physics of Dielectrics and Semiconductors, Saint-Petersburg, Russian Federation

⁵National University of Science and Technology, Department of Materials Science- Semiconductors and Dielectrics, Moscow, Russian Federation

LD-PS-3

Laser-induced modifications of optical properties in molybdenum disulfide covered by bismuth telluride

H. Rho¹, T. Lee¹, J.H. Ahn²

¹Chonbuk National University, Department of Physics, Jeonju, Korea Republic of

²Korea Maritime and Ocean University, Department of Electronic Material Engineering, Busan, Korea Republic of

LD-PS-4

Affect of phthalocyanine lutetium on the optical properties of silicon carbide nanoparticles

V. Krasovskii¹, S. Rasmagin¹, L. Apresyan¹, T. Vlasova¹, V. Pustovoy¹

¹Prokhorov General physics institute of RAS, Laser Physics, Moscow, Russian Federation

LD-PS-5

Optical properties of polymer semiconductor

V. Krasovskii¹, S. Rasmagin¹

¹Prokhorov General Physics Institute- Russian Academy of Sciences, Laser physics, Moscow, Russian Federation

Poster session THZ PHOTONICS

THz-PS-1

High-Sensitive Sensor based on a THz Asymmetric Split-Loop Resonator with an Outer Square Loop

M.K. Yang¹, Ch. Kang², H.C. Ryu¹

¹Department of IT Convergence Engineering, Sahmyook University, Seoul, 139-742, Korea

²Integrated Optics Laboratory, Advanced Photonics Research Institute, Gwangju, 61005, Korea

THz-PS-2

Determination of changes in the ratio of water / fat in adipose tissue when heated using terahertz technology

I. Yanina^{1,2}, V. Nikolaev^{2,3}, O. Zakharova^{2,3}, A. Borisov^{2,4}, V. Kochubey^{1,2}, Y. Kistenev^{2,4}, V. Tuchin^{1,2,5}

¹Saratov State University National Research University, Research-Educational Institute of Optics and Biophotonics, Saratov, Russian Federation

²Tomsk State University National Research University, Interdisciplinary Laboratory of Biophotonics, Tomsk, Russian Federation

³Institute of Strength Physics and Materials Science of SB RAS, Laboratory of Molecular Imaging and Photoacoustics, Tomsk, Russian Federation

⁴Siberian State Medical University, Department of Physics and Mathematics, Tomsk, Russian Federation

⁵Institute of Precision Mechanics and Control RAS, Laboratory of Laser Diagnostics of Technical and Living Systems, Saratov, Russian Federation

THz-PS-3

Generation of tunable THz radiation at the difference frequency in a single crystal ZnGeP2 when pumped by two-frequency radiation at wavelengths ~ 2.12 μm

A. Sirotkin¹

¹GPI Institute of General Physics RAS, OK, Moscow, Russian Federation

Poster session BIOPHOTONICS

B-PS-1

Determination of stress-related characteristics of blood vessel walls using endoscopic optical coherence elastography

A. Potlov¹, S. Frolov¹, T. Frolova¹, S. Proskurin¹

¹Tambov State Technical University, Biomedical Engineering, Tambov, Russian Federation

B-PS-2

Numerical simulation of optical coherence tomography interference signal occurring in the intravascular space

A. Potlov¹, S. Frolov¹, S. Proskurin¹

¹Tambov State Technical University, Biomedical Engineering, Tambov, Russian Federation

B-PS-3

Resting-state functional connectivity revealed by optical neural and hemodynamic signals

J. Lu¹, B. Li¹, P. Li¹

¹Huazhong University of Science and Technology, Wuhan National Laboratory for Optoelectronics, Wuhan, China

B-PS-4

Optical clearing of human gingival mucosa: in vitro studies

A.A. Selifonov^{1,2}, V.V. Tuchin^{1,3,4,5}

¹Saratov State University, Chair of Optics and Biophotonics, Saratov, Russian Federation

²Saratov State Medical University, Department of Dentistry, Saratov, Russian Federation

³ITMO University, Chair of Optics and Biophotonics, St. Petersburg, Russian Federation

⁴Institute of Precision Mechanics and Control of the Russian Academy of Sciences, Chair of Optics and Biophotonics, Saratov, Russian Federation

⁵Tomsk State University, Chair of Optics and Biophotonics, Tomsk, Russian Federation

B-PS-5

Photothermal effect of gold nanoparticles in various modifications and infrared (808 nm) laser radiation on S. aureus

E. Tuchina¹, V. Tuchin²

¹Saratov State University, Biological, Saratov, Russian Federation

²Saratov State University, Physics, Saratov, Russian Federation

B-PS-6

comparative study of multivariate analysis methods of blood raman spectra classification was performed

L. Bratchenko¹, I. Bratchenko¹, A. Lykina¹, M. Komarova¹, D. Artemyev¹, O. Myakinin¹, A. Moryatov², I. Davydkin³, S. Kozlov², V. Zakharov¹

¹Samara University, Department of Laser and Biotechnical Systems, Samara, Russian Federation

²Samara State Medical University, Department of Oncology, Samara, Russian Federation

³Samara State Medical University, Department and Clinic of Hospital Therapy, Samara, Russian Federation

B-PS-7

Laser additive formation of hybrid tissue-engineering matrices for the reconstruction of complex skeletal tissues

N. Minaev¹

¹Federal Scientific Research Centre "Crystallography and Photonics" of Russian Academy of Sciences, Institute of Photon Technologies, Moscow- Troitsk, Russian Federation

B-PS-8

Probe-based confocal laser endomicroscopy for cellular imaging

Q. Liu¹, L. Fu¹

¹Huazhong University of Science and Technology, WNLO, Wuhan, China

B-PS-9

Space-Selective Tailoring Of Porous Glass Matrix Density Via Femtosecond Laser Pulses

Z. Lijing¹, R. Zakoldaev¹, S. Maksim¹, V. Veiko¹

¹ITMO University, Department of Laser Systems and Technologies, Sankt-Peterburg, Russian Federation

B-PS-10

Numerical simulation for magnetic nanoparticles drug delivery with laser photothermal therapy

S. Salem¹

¹phd student saratov state university, physics faculty, Capamov, Russian Federation

B-PS-11

Spectral Features of Conventional Raman Spectroscopy and Autofluorescence Analysis of Human Skin in Patients With Kidney Failure Were Studied

L. Bratchenko¹, I. Bratchenko¹, D. Artemyev¹, O. Myakinin¹, V. Grishanov¹, D. Pimenova², P. Lebedev², V. Zakharov¹

¹Samara University, Laser and Biotechnical Systems Department, Samara, Russian Federation

²Samara State Medical University, Department of Internal Medicine, Samara, Russian Federation

Notes